


X Year    Issue 48<sup>th</sup>    Vol. 96

Kartik, 2069 (17 October -15 November, 2012)

# Nepal Telecommunications Authority



## Management Information System

**Published in**  
**Poush, 2069 (December, 2012)**

**P.O. Box No. 9754**  
**Bluestar Office Complex**  
**Tripureshwor, Kathmandu, Nepal**  
**Tel.: +977-1-43101030-38**  
**Fax: +977-1-4101034**  
**E-mail: ntra@nta.gov.np, info@nta.gov.np**  
**URL: www.nta.gov.np**

## 1. Telecom Statistics at a glance (as of Kartik, 2069, 15 November, 2012)

### 1.1 Available Voice Telephony Services

Services Operators	Fixed		Mobile		Others		Total
	PSTN	WLL	GSM	CDMA	LMS	GMPCS	
<b>NDCL</b>	632,772	121,335	6,642,455	823,958	-	-	<b>8,220,520</b>
<b>UTL</b>	-	71,496	-	-	596,098	-	<b>667,594</b>
<b>NCELL</b>	-	-	8,912,643	-	-	-	<b>8,912,643</b>
<b>STM</b>	5,201	-	-	-	155	-	<b>5,356</b>
<b>NSTPL*</b>	-	2,950	-	-	146,758	-	<b>149,708</b>
<b>STPL</b>	598	-	-	-	492,946	-	<b>493,544</b>
<b>Others</b>	-	-	-	-	-	1,742	<b>1,742</b>
<b>Total</b>	<b>638,571</b>	<b>195,781</b>	<b>15,555,098</b>	<b>823,958</b>	<b>1,235,957</b>	<b>1,742</b>	<b>18,451,107</b>
	<b>834,352</b>		<b>16,379,056</b>		<b>1,237,699</b>		
Tele-Density							
<b>Services</b>					<b>Penetration Rate %</b>		
Fixed					3.14		
Mobile					61.82		
Others (LM, GMPCS)					4.67		
<b>Total</b>					<b>69.63</b>		

Population of Nepal 26,494,504 (Source: cbs.gov.np/ Census 2011)

\* Those Voice Operators who did not submit the data for the month of Kartik.

### 1.2 Data/Internet Services

Services	Subscribers				Total
	NDCL	UTL	NCELL	ISPs	
Dialup (PSTN +ISDN)	4,445	-	-	10,547	<b>14,992</b>
Wireless Modem, Optical Fibre Ethernet	-	-	-	45,658	<b>45,658</b>
Cable Modem	-	-	-	18,097	<b>18,097</b>
ADSL	103,204	-	-	-	<b>103,204</b>
GPRS,EDGE,WCDMA	2,263,080	-	2,861,777	-	<b>5,124,857</b>
CDMA 1X, EVDO	136,573	83,589	-	-	<b>220,162</b>
<b>Total</b>	<b>2,507,302</b>	<b>83,589</b>	<b>2,861,777</b>	<b>74,302</b>	<b>5,526,970</b>
<b>Internet Penetration Rate %</b>					<b>20.86</b>

### 1.3 Public Call Centres (PCO)

Services	Subscribers
Rural PCO's of STM Telecom Sanchar Pvt. Ltd.	2,032
Rural PCO's of SMART Telecom Pvt. Ltd.	598
<b>Total</b>	<b>2,630</b>

**NDCL** - Nepal doorsanchar Company limited

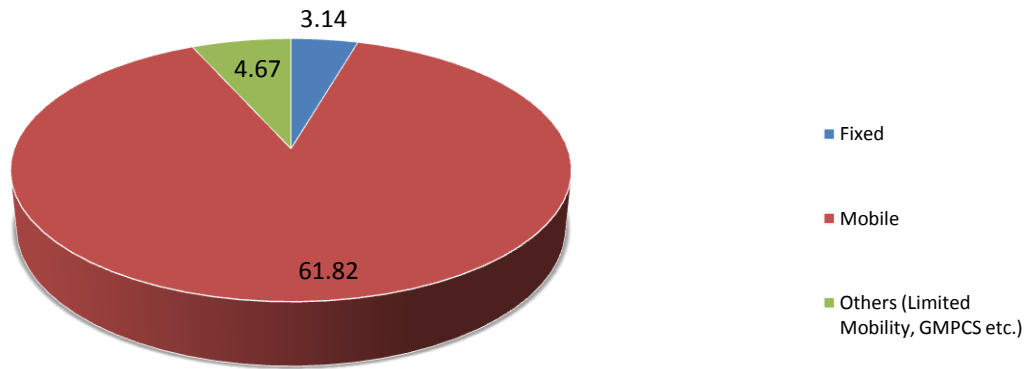
**UTL** - United Telecom Limited

**STM** - STM Telecom Sanchar Pvt.Ltd

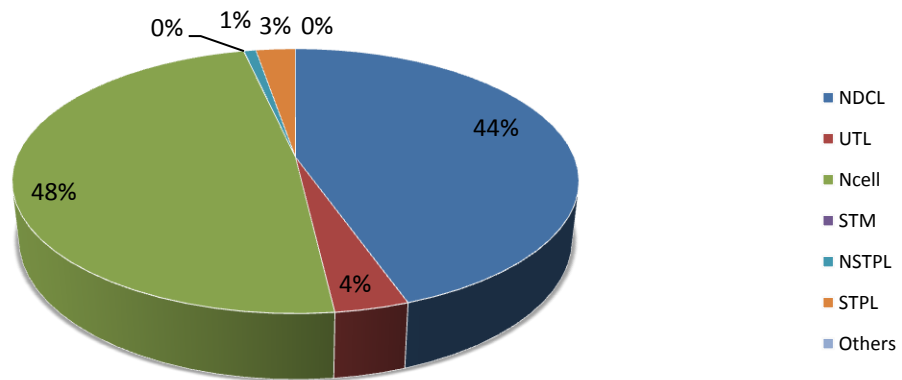
**NSTPL** - Nepal Satellite Telecom Pvt.Ltd

**STPL** - Smart Telecom Pvt.Ltd

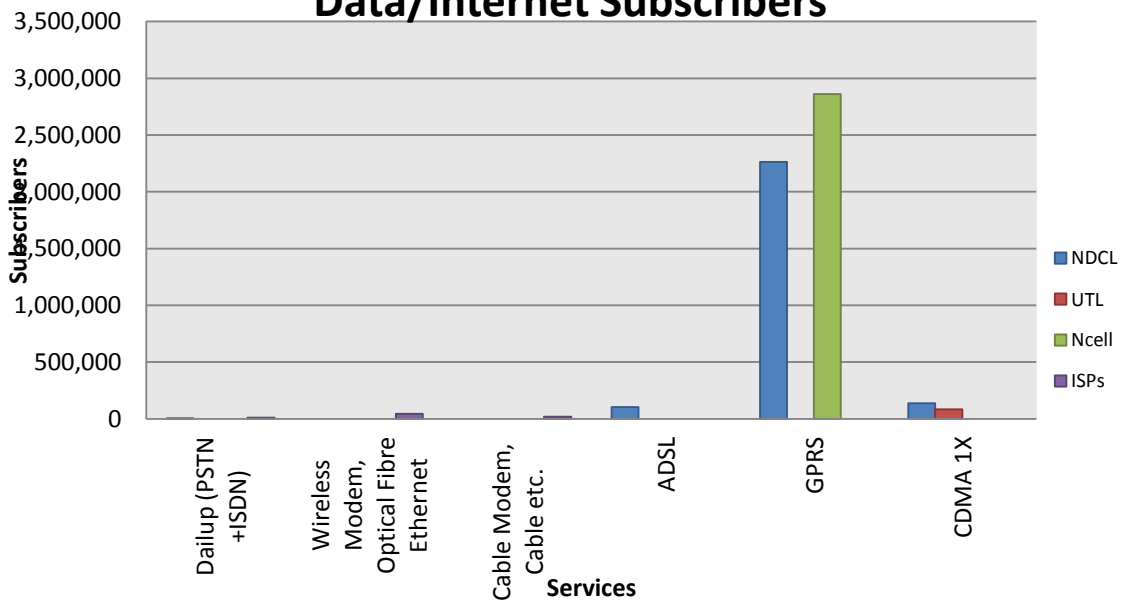
### Telephone Penetration Rate



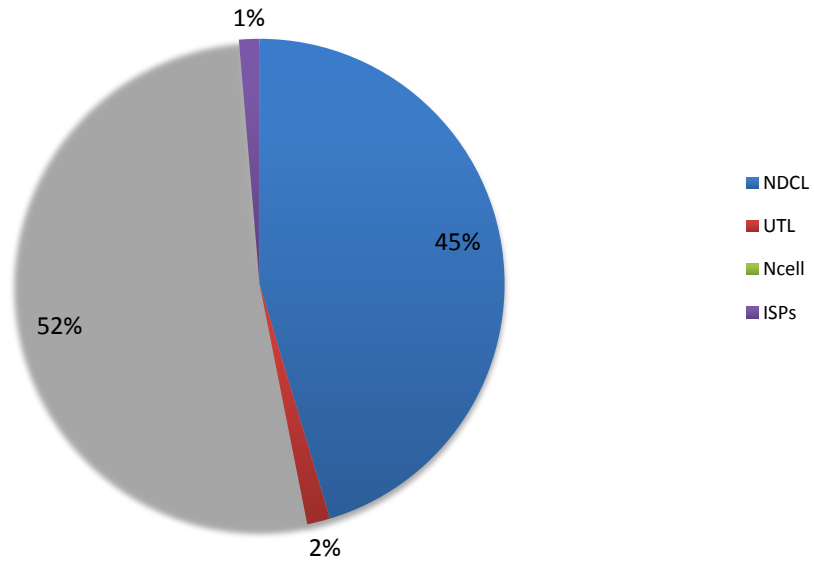
### Market Share of Telephone Subscribers



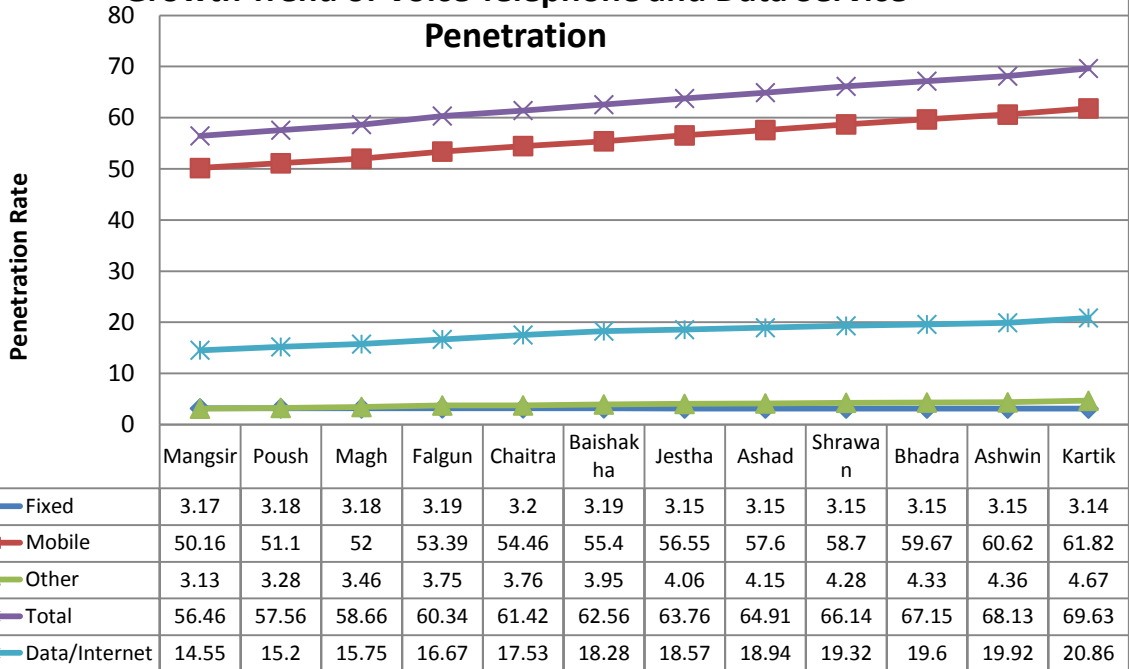
### Data/Internet Subscribers



### The market share of data/internet subscribers

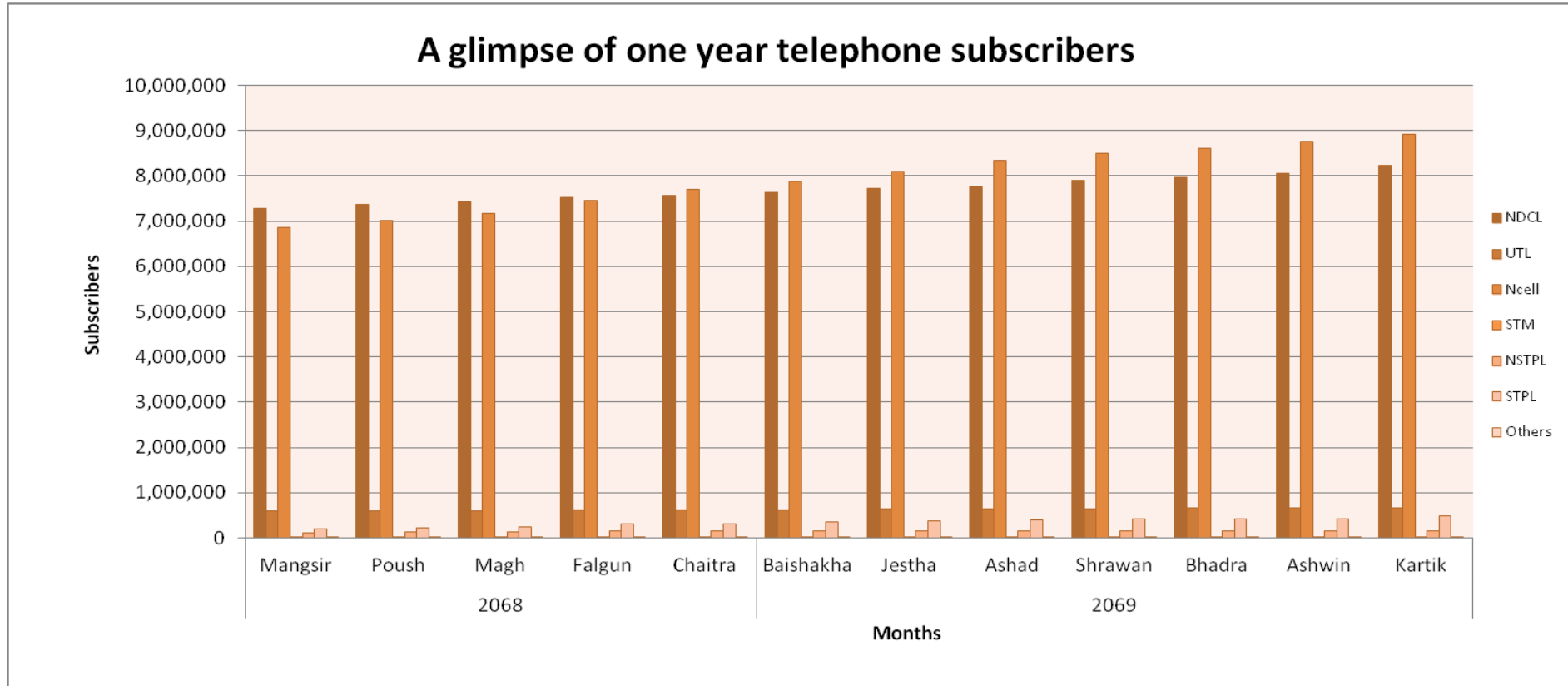


### Growth Trend of Voice Telephone and Data Service



### A glimpse of one year telephone subscribers

S.No.	Operators	2068					2069						
		Mangsir	Poush	Magh	Falgun	Chaitra	Baishakha	Jestha	Ashad	Shrawan	Bhadra	Ashwin	Kartik
1	NDCL	7,269,105	7,364,268	7,435,929	7,522,136	7,570,860	7,633,794	7,715,633	7,756,318	7,893,618	7,964,044	8,062,322	8,220,520
2	UTL	591,511	597,324	604,568	613,801	616,392	623,869	631,232	637,304	645,000	653,637	660,651	667,594
3	Ncell	6,851,561	7,008,777	7,178,008	7,463,071	7,699,070	7,888,010	8,101,779	8,338,065	8,492,497	8,603,223	8,757,281	8,912,643
4	STM	5,263	5,332	5,336	5,336	5,336	5,344	5,344	5,347	5,352	5,354	5,356	5,356
5	NSTPL	111,905	136,507	140,395	146,319	146,319	146,319	146,319	146,319	149,708	149,708	149,708	149,708
6	STPL	203,040	213,228	250,926	311,227	311,227	355,914	377,227	395,736	419,445	419,445	419,445	493,544
7	Others	1,742	1,742	1,742	1,742	1,742	1,742	1,742	1,742	1,742	1,742	1,742	1,742



## 1.4 Quality of Service Report for the Month of Kartik, 2069 (15 November, 2012)

### Network Performance & Billing Complaints

S. No.	Parameter	Benchmark	NDCL	NCELL	UTL	STM	SMART	NSTPL
1.	Service Access Delay ( in seconds)	< 15sec	NS	NS	6Sec	14 Sec	6 Sec	NS
2.	Call Set Up Success Rate (CSSR)	> 90%	NS	98.11%	98.53%	90.00%	96.20%	NS
3.	Call Drop Ratio (CDR)	< 3%	NS	0.24%	1.26%	2.00%	1.38%	NS
4.	Point of Interconnection (POI) Congestion with (National)	<1%	NS	1.11%		NS	5.47%	NS
	POI with NDCL		NA	60.13%	0	NS	NS	NS
	POI with NCELL		NS	NA	0	NS	NS	NS
	POI with UTL		NS	1.56%	NA	NS	NS	NS
	POI with SmartTel		NS	46.91%	NS	NS	NA	NS
	POI with STM		NS	41.88%	NS	NA	NS	NS
	POI with NSTPL		NS	NS	NS	NS	NS	NS
5.	Point of Interconnection (POI) Congestion with (International)	<1%	-	-	-	NS	-	-
	POI with NDCL		NA	NS	78%	NS	NS	NS
	POI with NCELL		NS	NA	77%	NS	NS	NS
	POI with UTL		NS	NS	NA	NS	NS	NS
	POI with SmartTel		NS	NS	NS	NS	NA	NS
	POI with STM		NS	NS	NS	NA	NS	NS
	POI with NSTPL		NS	NS	NS	NS	NS	NS
6.	(i) % of calls answered (electronically) IVR		-	NS		-	-	-
	Within 30 sec	80%	NS	NS	99.89%	NS	NS	NS
	Within 60 sec	90%	NS	NS	NS	NS	NS	NS

	(ii) % of calls answered by Operator (Voice to Voice)		-	NS	92.35%	NS	-	-
	Within 60 sec	80%	NS	NS	NS	NS	85%	NS
	Within 90 sec	90%	NS	NS	NS	NS	NS	NS
7.	GOS on Air Interface	< 5% short Term	NS	NS	NS	NS	3.78%	NS
		< 10 % Long Term	NS		NS	NS	NS	NS
8.	GOS on MSC - BSC Interface	< 1 %	NS	NS	NS	NS	0	NS
9.	Billing complaints per 1000 bills issued per month	< 1 %	NS	NS	0.03	< 2 %	NS	NS
10.	% of billing complaints cleared within a month	>99%	NS	NS	100%	NS	100%	NS

PoI - Point of Interconnection

NDCL - Nepal Doorsanchar Company Limited

Ncell - Ncell Private Limited

UTL - United Telecom Limited

STM - STM Telecom Sanchar Private Limited

SMART - Smart Telecom Private Limited

NSTPL - Nepal Satellite Telecom Private Limited

FWT - Fixed Wireless Terminal

LM - Limited Mobility

GoS - Grade of Service

MSC - Mobile Switching Center

BSC - Base Station Controller

IVR - Interactive Voice Response

NA - Not Applicable

NS - Not Submitted

### 1.5 License issued by NTA\* (Existing as of Kartik ,2069, 15 November, 2012)

S.No.	Name of the Services	Number of the licensee
1.	Basic Telecommunications	3
2.	GSM Cellular Mobile	2
3.	Network Service Provider	7
4.	VSAT User	72
5.	Internet (With E-mail)	42
6.	GMPCS	2
7.	Rural Telecom	2
8.	Limited Mobility	108
9.	International Trunk Telephone	4
10.	Rural VSAT User	16
11.	Rural Internet Service Provider	6
	<b>Total</b>	<b>264</b>

\* Year wise licensing activity of NTA is shown in Appendix-1

## 2. NTA Activities

### 2.1 Type Approval Certificate:

The type approval certificates for 101 GSM Mobile Sets and 2 Short Range Device have been issued during the month of Kartik.

**2.2 Foreign Currency Recommendation: Recommendation for Payment of Bandwidth Cost:** NTA, pursuant to section 35 of Telecommunication Act, 1997, recommended to MOIC to avail Foreign Exchange facility to the licensees for the payment of Bandwidth cost to an aggregated amount of NRs. 32,360,894.43 in the month of Kartik.

**2.3 Recommendation for Import of Telecommunications Equipment: NA**

### 2.4 License Renewal:

S.No.	Name of Licensee	Service	Date (mm/dd/yy)
1.	Sustainable Network Pvt. Ltd. Pulchowk, Lalitpur	Internet/Email	7/19/2069
2.	United Telecom Limited, Putalisadak, Kathmandu (Kavrepalanchok)	Limited Mobility	7/21/2069

**2.5 License Cancellation: NA**

### 2.6 Human Resource and Capacity Building:

a) **National Training, Seminar, Study and Observation Tours/Visit: X**



**b) International Training, Seminar, Study and Observation Tours/Visit:**

<b>S.No.</b>	<b>Program</b>	<b>Date</b>	<b>Place</b>	<b>Participant's Name</b>
1.	Next Generation Internet Protocol-IPV6	2069/7/13 to 2069/7/17	Hydrabad, India	Babu Ram Dwadi Assistant Director
2.	Practical Technologies and their Implementation of Small Scale Telecommunications for the Rural Area	2069/7/12 to 2069/7/22	Tokyo, Japan	Bijaya kumar Roy Deputy Director

**3. NTA's Major Decisions during the month of Kartik 2069: N/A**

**4. List of the members of Nepal Telecommunications Authority**

<b>S.No.</b>	<b>Members Name</b>	<b>Designation</b>	<b>Date of Appointment</b>
1.	Mr. Girindra Raj Adhikari	Member	2065/09/17
2.	Mr. Mahesh Prasad Adhikari	Member	2068/11/04
3.	Mr. Anil Kumar Dhungel	Member	2068/11/04

**For Details Contact :**

**Mr. Arjun Ghimire**

**Deputy Director**

**Mr. Sandip Adhikari**

**Assistant Director**

**Consumer and Economic Analysis Section**

**Bluestar Office Complex,**

**Tripureshwor, Kathmandu**

**Phone No.: +977-1-4101030-38 (Ext. 243, 224)**

**Fax No.: +977-1-4101034**

**E-mail: aghimire@nta.gov.np, sadhikari@nta.gov.np**

**URL: www.nta.gov.np**

## NTA Licensing Activity at a glance as of 15 August 2012 (End of Ashad 2069)

S. No.	Services	Fiscal Year														Existing	
		Till 056/57	057/58	058/59	059/60	060/61	061/62	062/63	063/64	064/65	065/66	066/67	067/68	068/69	Total		License Cancelled
1	Basic Telecommunication	0	1	0	1	0	0	0	0	1	0	0	0	0	3	0	3
2	GSM Mobile	1	0	0	0	0	1	0	0	0	0	0	0	0	2	0	2
3	Network Service Provider	6	1	3	0	1	0	0	2	1	0	1	0	0	15	8	7
4	VSAT User	16	8	11	15	20	6	41	7	0	6	22	0	5	160	80	80
5	Internet (with e-mail)	13	2	3	2	6	6	7	3	3	7	12	5	1	70	29	41
6	Radio Paging	6	2	0	0	0	0	0	0	0	0	0	0	0	8	8	0
7	Fax Mail	4	2	0	0	0	0	0	0	0	0	0	0	0	6	6	0
8	Video Conferencing	1	0	0	0	0	0	0	0	0	0	0	0	0	1	1	0
9	GMPCS	0	0	0	2	0	0	0	1	0	0	0	0	0	3	0	3
10	Rural Telecom	0	0	0	0	1	0	0	0	1	0	0	0	0	2	0	2
11	Limited Mobility	0	0	0	0	0	0	2	4	4	3	35	61	0	109	1	108
12	Int. Trunk Telephone	0	0	0	0	0	0	0	0	2	0	0	1	1	4	0	4
13	Rural VSAT User	0	0	0	0	0	0	0	0	1	2	5	3	5	18	0	18
14	Rural ISP	0	0	0	0	0	0	0	0	0	1	5	0	0	6	0	6
<b>Total</b>		<b>47</b>	<b>16</b>	<b>17</b>	<b>20</b>	<b>28</b>	<b>13</b>	<b>50</b>	<b>17</b>	<b>13</b>	<b>19</b>	<b>80</b>	<b>70</b>	<b>12</b>	<b>407</b>	<b>133</b>	<b>274</b>

Source: NTA License Section

**A Glimpse of Subscriber's of Internet Service as on Kartik, 2069**

<b>S.No.</b>	<b>Company Name</b>	<b>Dialup (PSTN +ISDN)</b>	<b>Wireless Modem, Optical Fiber Ethernet</b>	<b>Cable Modem, Cable etc.</b>	<b>Total</b>
1	STM Telecom Sanchar Pvt.Ltd., Baluwatar, Kathmandu	-	130	-	130
2	Sustainable Network Pvt.Ltd. Pulchok, Lalitpur	-	110	-	110
3	Cherry World Communication P.Ltd., New Baneshwor, Kathamandu*	-	162	18	180
4	Subisu Cablenet Pvt. Ltd. Baluwatar, Kathmandu*	-	2,470	5,973	8,443
5	Fiber Online Pvt. Ltd., Jawalakhel, Lalitpur*	-	-	474	474
6	Everest Net (Pvt) Ltd. Jawalakhel, Lalitpur*	1,370	-	-	1,370
7	Namche Networks Pvt. Ltd.*	-	10	8	18
8	Pokhara Internet Pvt. Ltd., Pokhara, Kaski*	-	-	15	15
9	Broadlink Network & Communication Pvt.Ltd., Kathmandu	-	29,704	-	29,704
10	WorldLink Communications (Pvt.) Ltd. Jawalakhel, Lalitpur*	3,495	7,605	8,350	19,450
11	Surfin Pvt.Ltd., Putalisadak, Kathmandu*	-	34	-	34
12	I Plus Pvt. Ltd, Lazimpat	-	-	115	115
13	Classic Tech Pvt. Ltd., Baneshwor, Kathamandu*	-	469	33	502
14	Square Networks Pvt. Ltd.*	-	15	3	18
15	Mitra Networkr Pvt.Ltd. Manbhawan, Lalitpur*	-	10	65	75
16	Japan Nepal Information Communication Technology, Kalikasthan*	152	-	-	152
17	Himalayan Online Services (Pvt) Ltd. Durbarmarg, Kathmandu*	-	266	653	919
18	Vianet communicatuins Pvt. Ltd., Sidhibhawan, Kathmandu	400	610	418	1,428
19	Eastlink Technology Pvt. Ltd., Tripureshwor, Kathamandu*	-	245	-	245
20	Health Net Nepal, Jaya Bageswori, Kathmandu*	-	-	24	24
21	Mercantile Communication (Pvt). Ltd. DurbarMarg, Kathmandu*	5,130	455	818	6,403

22	Allied Net Link Technologies Pvt. Ltd., Marajgunj, Kathmandu*	-	57	-	57
23	Satelink Nepal Pvt.Ltd., Maharajgunj, Kathmandu*	-	19	70	89
24	Net Max Technologies P. Ltd, Anamnagar, Kathmandu*	-	62	43	105
25	Zentech International*	-	139	-	139
26	Eastern Networks Pvt. Ltd., Naxal, Kathmandu*	-	-	206	206
27	Web Surfer Nepal Company. System Pvt. Ltd. Naxal, Kathmandu*	0	3,050	539	3,589
28	Radius Communication Pvt.Ltd., Putalisadak, Kathmandu*	-	-	136	136
29	Netplus Technology Pvt.Ltd*	-	36	136	172
<b>Total</b>		<b>10,547</b>	<b>45,658</b>	<b>18,097</b>	<b>74,302</b>

\* Those ISP who did not submit the data for the month of Kartik.