


Nepal Telecommunications Authority



Management Information System

**Published on
Bhadra, 2069 (August, 2012)**

**P.O. Box No. 9754
Bluestar Office Complex
Tripureshwor, Kathmandu, Nepal
Tel.: +977-1-43101030-38
Fax: +977-1-4101034
E-mail: ntra@nta.gov.np, info@nta.gov.np
URL: www.nta.gov.np**

1. Telecom Statistics at a glance (as of Ashad, 2069, 14 July, 2012)

1.1 Available Voice Telephony Services

Services Operators	Fixed		Mobile		Others		Total
	PSTN	WLL	GSM	CDMA	LMS	GMPCS	
NDCL	628,575	131,395	6,166,814	829,534	-	-	7,756,318
UTL	-	71,339	-	-	565,965	-	637,304
NCELL	-	-	8,338,065	-	-	-	8,338,065
STM	5,192	-	-	-	155	-	5,347
NSTPL*	-	2,611	-	-	143,708	-	146,319
Smart	598	-	-	-	395,138	-	395,736
Others (GMPCS)	-	-	-	-	-	1,742	1,742
Total	634,365	205,345	14,504,879	829,504	1,104,966	1,742	17,280,831
	839,710		15,334,413		1,106,708		
Tele-Density							
Services					Penetration Rate %		
Fixed					3.15		
Mobile					57.60		
Others (LM, GMPCS)					4.15		
Total					64.91		

Note: Projected Population for 2011 is 26,620,809 (Source : cbs.gov.np)

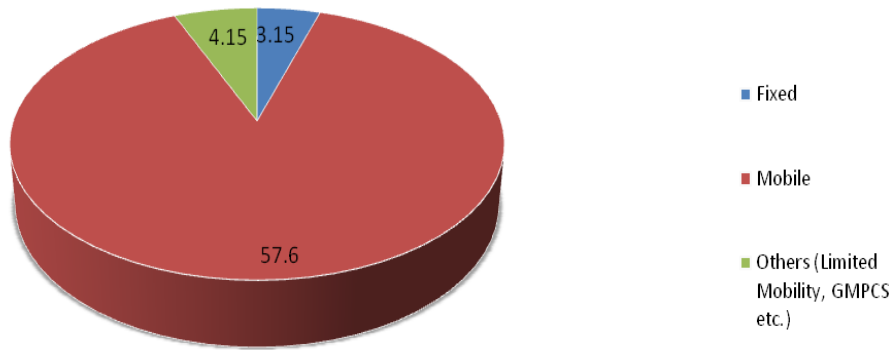
1.2 Data/Internet Services

Services	Subscribers				Total
	NDCL	UTL	NCELL	ISPs	
Dialup (PSTN +ISDN)	4,532	-	-	10,547	15,079
Wireless Modem, Optical Fibre Ethernet	-	-	-	45,602	45,602
Cable Modem, Cable etc.	-	-	-	17,968	17,968
ADSL	92,302	-	-	-	92,302
GPRS	1,870,097	-	2,813,824	-	4,683,921
CDMA 1X	111,890	76,329	-	-	188,219
Total	2,078,821	76,329	2,813,824	74,117	5,043,091
Internet Penetration Rate %					18.94

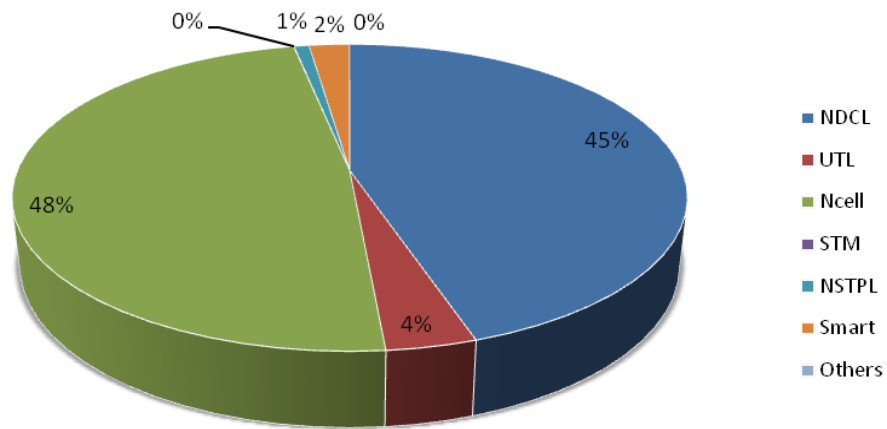
1.3 Public Call Centres (PCO)

Services	Subscribers
Rural PCO's of STM Telecom Sanchar Pvt. Ltd.	2,024
Rural PCO's of SMART Telecom Pvt. Ltd.	598
Total	2,622

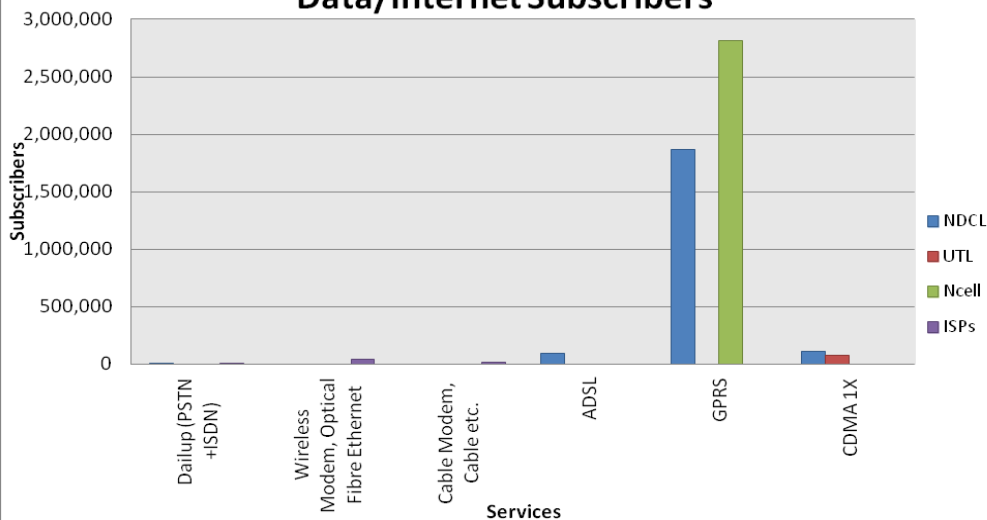
Telephone Penetration Rate



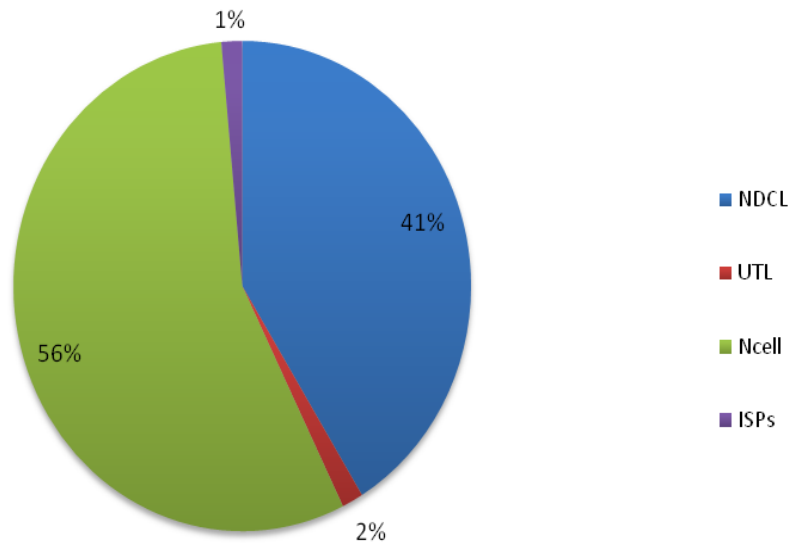
Market Share of Telephone Subscribers



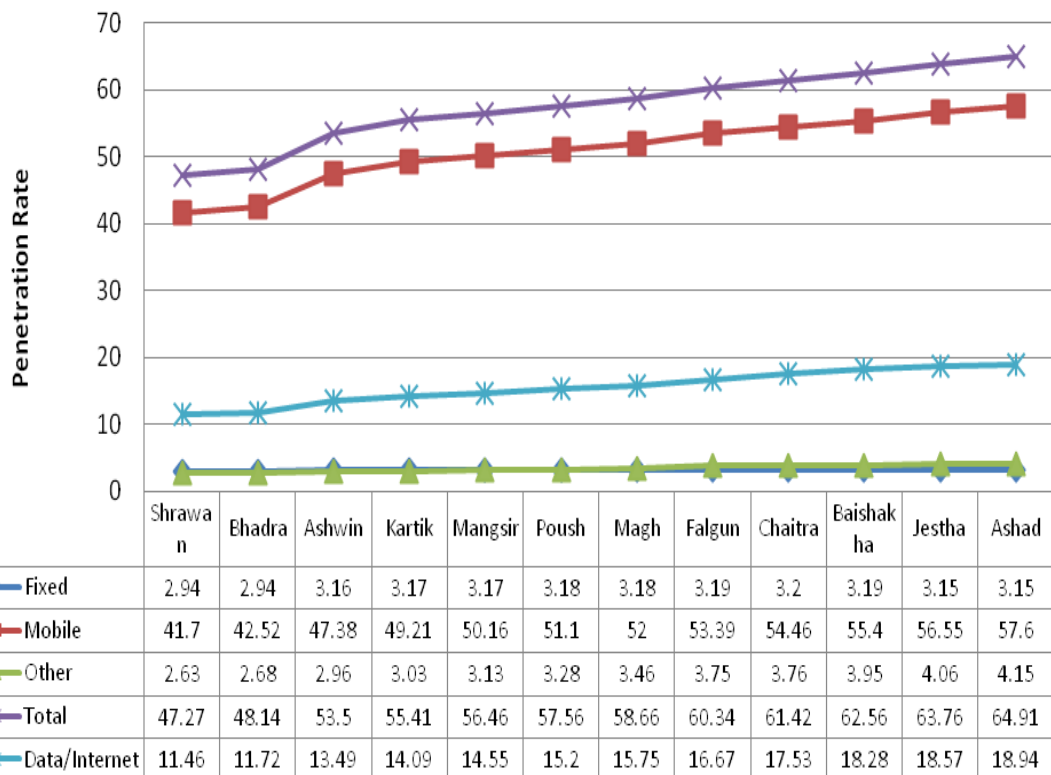
Data/Internet Subscribers



The market share of data/internet subscribers

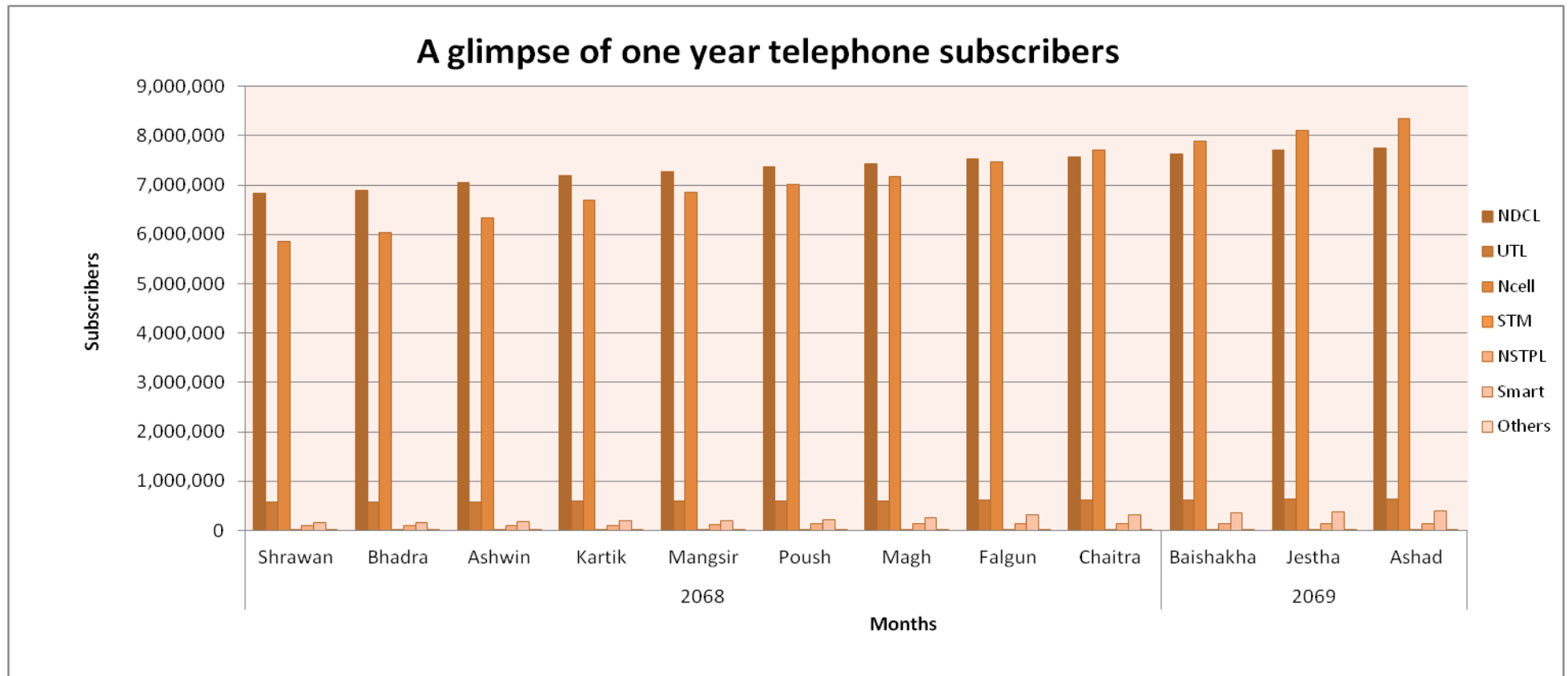


Growth Trend of Voice Telephone and Data Service Penetration



A glimpse of one year telephone subscribers

S.No.	Operators	2068									2069		
		Shrawan	Bhadra	Ashwin	Kartik	Mangsir	Poush	Magh	Falgun	Chaitra	Baishakha	Jestha	Ashad
1	NDCL	6,835,106	6,883,557	7,046,216	7,180,285	7,269,105	7,364,268	7,435,929	7,522,136	7,570,860	7,633,794	7,715,633	7,756,318
2	UTL	578,435	582,106	585,170	588,307	591,511	597,324	604,568	613,801	616,392	623,869	631,232	637,304
3	Ncell	5,846,365	6,032,938	6,334,011	6,686,871	6,851,561	7,008,777	7,178,008	7,463,071	7,699,070	7,888,010	8,101,779	8,338,065
4	STM	5,249	5,263	5,263	5,263	5,263	5,332	5,336	5,336	5,336	5,344	5,344	5,347
5	NSTPL	93,639	95,904	97,280	98,985	111,905	136,507	140,395	146,319	146,319	146,319	146,319	146,319
6	Smart	153,138	160,953	179,136	193,064	203,040	213,228	250,926	311,227	311,227	355,914	377,227	395,736
7	Others	1,742	1,742	1,742	1,742	1,742	1,742	1,742	1,742	1,742	1,742	1,742	1,742



1.4 Quality of Service Report for the Month Ashad, 2069 (14 July, 2012)

Network Performance & Billing Complaints

S. No.	Parameter	Benchmark	NDCL	NCELL	UTL	STM	SMART	NSTPL
1	Service Access Delay	< 15sec	NS	NS	6 Sec	12 Sec	NS	NS
2	Call Set Up Success Rate (CSSR)	> 90%	NS	98.39%	98.2	94.00%	NS	NS
3	Call Drop Ratio (CDR)	< 3%	NS	0.26%	1.05%	0.50%	NS	NS
4	Point of Interconnection (POI) Congestion with (National)	<1%	-	129.01%	-	93%	-	-
	POI with NDCL		NA	92.16%	0	NS	NS	NS
	POI with NCELL		NS	NA	0	NS	NS	NS
	POI with UTL		NS	3.80%	NA	NS	NS	NS
	POI with SmartTel		NS	119.21%	NS	NS	NS	NS
	POI with STM		NS	41.70%	NS	NS	NS	NS
	POI with NSTPL		NS	NS	NS	NS	NS	NS
5	Point of Interconnection (POI) Congestion with (International)	<1%	-	NS	-	95%	-	-
	POI with NDCL		NA	NA	75%	NS	NS	NS
	POI with NCELL		NS	NS	79%	NS	NS	NS
	POI with UTL		NS	NS	NA	NS	NS	NS
	POI with SmartTel		NS	NS	NS	NS	NA	NS
	POI with STM		NS	NS	NS	NA	NS	NS
	POI with NSTPL		NS	NS	NS	NS	NS	NS
6	(i) % of calls answered (electronically) IVR		-	57.14%	99.82%	-	-	-
	Within 30 sec	80%	NS	NS	NS	NS	NS	NS
	Within 60 sec	90%	NS	NS	NS	NS	NS	NS

	(ii) % of calls answered by Operator (Voice to Voice)		-	42.86%	92.32%	99%	-	-
	Within 60 sec	80%	NS	87.00%	NS	NS	NS	NS
	Within 90 sec	90%	NS	NS	NS	NS	NS	NS
7	GOS on Air Interface	< 5% short Term	NS	1.37%	NS	NS	NS	NS
		< 10 % Long Term	NS		NS	NS	NS	NS
8	GOS on MSC - BSC Interface	< 1 %	NS	NS	NS	NS	NS	NS
9	Billing complaints per 1000 bills issued per month	<1	NS	< 1 %	0.03	<1	NS	NS
10	% of billing complaints cleared within a month	>99%	NS	100.00%	100%	100%	NS	NS

1.5 Licence issued by NTA* (Existing as of Ashad 2069, 14 July, 2012)

S.No.	Name of the Services	Number of the licensee
1.	Basic Telecommunications	3
2.	GSM Cellular Mobile	2
3.	Network Service Provider	7
4.	VSAT User	80
5.	Internet (With E-mail)	41
6.	GMPCS	3
7.	Rural Telecom	2
8.	Limited Mobility	108
9.	International Trunk Telephone	4
10.	Rural VSAT User	18
11.	Rural Internet Service Provider	6
	Total	174

* Year wise licensing activity of NTA is shown in Appendix-1

2. NTA Activities

2.1 Type Approval Certificate:

The type approval certificates for 3 GSM Devices and 1 Short Range Device has been issued during the month of Ashad as given below.

S. N.	Provisional	Brand Name	Model No.	Equipment Type
GSM Device				
1.	R-GSM-MH-196	Colors	X5+	GSM Mobile Phone
2.	R-GSM-MH-197	Nokia	N9	3 G Mobile Phone
3.	R-GSM-MH-198	Colors	CG700	3 GSM + CDMA Mobile Phone

S. N.	Provisional	Brand Name	Model No.	Equipment Type
Short Range Device				
1.	R-SRD-P-162	RealTek	RTL8188EE	802.11 b/g/n 1T1 WLAN

2.2 Foreign Currency Recommendation: *Recommendation for Payment of Bandwidth Cost:*

NTA, pursuant to section 35 of Telecommunication Act, 1997, recommended to MOIC to avail Foreign Exchange facility to the licensees for the payment of Bandwidth cost to an aggregated amount of NRs. 864,763,067.04 in the month of Ashad.

Recommendation for Import of Telecommunications Equipment: During the month of Ashad recommendation for the import of Telecommunications equipment amounting to a total of NRs. 149,412,262.56 had been made by NTA.

2.3 License Cancellation:

S. No.	Name of Licensee	Service	Date (mm/dd/yy)
1.	Mitra Network Pvt.Ltd. Manbawan, Lalitpur	Internet/Email	3/13/2069

2.4 License Issue:

S. No.	Name of Licensee	Service	Date (mm/dd/yy)
1.	CGGC Chameliya Project Department of Nepal, Hattisar, Kathmandu	Rural VSAT User	3/20/2069
2.	Upper Trishuli -3A HEPC Construction by CGGC in Nepal, Hattisar, Kathmandu	Rural VSAT User	3/20/2069
3.	Himalayan Bank Ltd., Chitwan, Saurahachowk	VSAT User	3/7/2069
4.	Himalayan Bank Ltd., Sunsari, Itahari	VSAT User	3/7/2069
5.	Himalayan Bank Ltd., Banke, Nepalgunj	VSAT User	3/7/2069

2.5 License Renewal:

S. No.	Name of Licensee	Service	Date (mm/dd/yy)
1.	United Telecom Limited, Putalisadak, Kathmandu (Kaski)	Limited Mobility	3/11/2069
2.	United Telecom Limited, Putalisadak, Kathmandu (Rupandehi)	Limited Mobility	3/11/2069

2.6 Human Resource and Capacity Building

a) National Training, Seminar, Study and Observation Tours/Visit:

S.No.	Program	Date	Place	Participant's Name
1.	To inspect Telecenters	2069/3/14 to 2069/3/16	Pokhara, Parbat	Purusottam Khanal Director
2.	Monitoring of ISPs	2069/3/7 to 2069/3/11	Kanchanpur	Kailash Prasad Neupane Deputy Director Bijaya Kumar Roy Deputy Director
3.	Inspect ISPs	2069/3/7 to 2069/3/8	Kavre	H.P. Bastakoti Assistant Director Shiva Pd. Parajuli Assistant
4.	Visit for QoS Survey	2069/3/14 to 2069/3/16	Tatopani	R.R.Pantha Assistant Director H.P. Bastakoti Assistant Director

b) International Training, Seminar, Study and Observation Tours/Visit:

S.No.	Program	Date	Place	Participant's Name
1.	The Rule of law and best practices in Telecom. Regulation	2068/2/24 to 2068/3/4	USA	Tulasi Bhatta Board Member Dhana Raj Gyanwali Under Secretary, MOIC

3. NTA's Major Decisions during the month of Ashad 2069: N/A

4. List of the members of Nepal Telecommunications Authority

S.No.	Members Name	Designation	Date of Appointment
1.	Mr. Bhesh Raj Kanel	Chairman	2065/08/08
2.	Mr Tulsi Bhatta	Member	2064/04/01
3.	Mr. Girindra Raj Adhikari	Member	2065/09/17
4.	Mr. Mahesh Prasad Adhikari	Member	2068/11/04
5.	Mr. Anil Dhungel	Member	2068/11/04

For Details Contact :

Mr. Arjun Ghimire

Deputy Director

Mr. Sandip Adhikari

Assistant Director

Consumer and Economic Analysis Section

Bluestar Office Complex,

Tripureshwor, Kathmandu

Phone No.: +977-1-4101030-38 (Ext. 243, 224)

Fax No.: +977-1-4101034

E-mail: aghimire@nta.gov.np, sadhikari@nta.gov.np

URL: www.nta.gov.np

NTA Licensing Activity at a glance as of 15 July 2012 (End of Ashad 2069)

S. No.	Services	Fiscal Year														Existing	
		Till 056/57	057/58	058/59	059/60	060/61	061/62	062/63	063/64	064/65	065/66	066/67	067/68	068/69	Total		License Cancelled
1	Basic Telecommunication	0	1	0	1	0	0	0	0	1	0	0	0	0	3	0	3
2	GSM Mobile	1	0	0	0	0	1	0	0	0	0	0	0	0	2	0	2
3	Network Service Provider	6	1	3	0	1	0	0	2	1	0	1	0	0	15	8	7
4	VSAT User	16	8	11	15	20	6	41	7	0	6	22	0	5	160	80	80
5	Internet (with e-mail)	13	2	3	2	6	6	7	3	3	7	12	5	1	70	29	41
6	Radio Paging	6	2	0	0	0	0	0	0	0	0	0	0	0	8	8	0
7	Fax Mail	4	2	0	0	0	0	0	0	0	0	0	0	0	6	6	0
8	Video Conferencing	1	0	0	0	0	0	0	0	0	0	0	0	0	1	1	0
9	GMPCS	0	0	0	2	0	0	0	1	0	0	0	0	0	3	0	3
10	Rural Telecom	0	0	0	0	1	0	0	0	1	0	0	0	0	2	0	2
11	Limited Mobility	0	0	0	0	0	0	2	4	4	3	35	61	0	109	1	108
12	Int. Trunk Telephone	0	0	0	0	0	0	0	0	2	0	0	1	1	4	0	4
13	Rural VSAT User	0	0	0	0	0	0	0	0	1	2	5	3	5	18	0	18
14	Rural ISP	0	0	0	0	0	0	0	0	0	1	5	0	0	6	0	6
Total		47	16	17	20	28	13	50	17	13	19	80	70	12	407	133	274

Source: NTA License Section

A Glimpse of Subscriber's of Internet Service as on Ashad, 2069

S.No.	Company Name	Dialup (PSTN +ISDN)	Wireless Modem, Optical Fiber Ethernet	Cable Modem, Cable etc.	Total
1	STM Telecom Sanchar Pvt.Ltd., Baluwatar, Kathmandu	-	128	-	128
2	Sustainable Network Pvt.Ltd. Pulchok, Lalitpur	-	103	-	103
3	Cherry World Communication P.Ltd., New Baneshwor, Kathamandu*	-	162	18	180
4	Subisu Cablenet Pvt. Ltd. Baluwatar, Kathmandu	-	2,470	5,973	8,443
5	Fiber Online Pvt. Ltd., Jawalakhel, Lalitpur*	-	-	474	474
6	Everest Net (Pvt) Ltd. Jawalakhel, Lalitpur*	1,370	-	-	1,370
7	Namche Networks Pvt. Ltd.*	-	10	8	18
8	Pokhara Internet Pvt. Ltd., Pokhara, Kaski*	-	-	15	15
9	Broadlink Network & Communication Pvt.Ltd., Kathmandu	-	29,704	-	29,704
10	WorldLink Communications (Pvt.) Ltd. Jawalakhel, Lalitpur*	3,495	7,605	8,350	19,450
11	Surfin Pvt.Ltd., Putalisadak, Kathmandu*	-	34	-	34
12	Iplus Pvt. Ltd, Lazimpat*	-	-	76	76
13	Classic Tech Pvt. Ltd., Baneshwor, Kathamandu	-	469	33	502
14	Square Networks Pvt. Ltd.*	-	15	3	18
15	Mitra Networkr Pvt.Ltd. Manbhawan, Lalitpur*	-	10	65	75
16	Japan Nepal Information Communication Technology, Kalikasthan*	152	-	-	152
17	Himalayan Online Services (Pvt) Ltd. Durbarmarg, Kathmandu*	-	266	653	919
18	Vianet communicatuins Pvt. Ltd., Sidhibhawan, Kathmandu	400	563	328	1,291
19	Eastlink Technology Pvt. Ltd., Tripureshwor, Kathamandu	-	245	-	245
20	Health Net Nepal, Jaya Bageswori, Kathmandu*	-	-	24	24
21	Mercantile Communication (Pvt). Ltd. DurbarMarg, Kathmandu*	5,130	455	818	6,403

22	Allied Net Link Technologies Pvt. Ltd., Marajgunj, Kathmandu*	-	57	-	57
23	Satelink Nepal Pvt.Ltd., Maharajgunj, Kathmandu*	-	19	70	89
24	Net Max Technologies P. Ltd, Anamnagar, Kathmandu*	-	62	43	105
25	Zentech International*	-	139	-	139
26	Eastern Networks Pvt. Ltd., Naxal, Kathmandu*	-	-	206	206
27	Web Surfer Nepal Company. System Pvt. Ltd. Naxal, Kathmandu	0	3,050	539	3,589
28	Radius Communication Pvt.Ltd., Putalisadak, Kathmandu*	-	-	136	136
29	Netplus Technology Pvt.Ltd*	-	36	136	172
Total		10,547	45,602	17,968	74,117

* Those ISP who don't submit the data for the month of Jestha.