


XI Year

Issue 33rd

Vol. 81

Shrawan, 2068 (15 July -14 August, 2011)

Nepal Telecommunications Authority



Management Information System

**Published in
Ashwin, 2068 (September, 2011)**

**P.O. Box No. 9754
Bluestar Office Complex
Tripureshwore, Kathmandu, Nepal
Tel.: +977-1-43101030-38
Fax: +977-1-4101034
E-mail: ntra@nta.gov.np, info@nta.gov.np
URL: www.nta.gov.np**

1. Telecom Statistics at a glance (as of Shrawan , 2068, 14 August, 2011)

1.1 Available Voice Telephony Services

Services Operators	Fixed		Mobile		Others		Total
	PSTN	WLL	GSM	CDMA	LMS	GMPCS*	
NDCL	605,148	156,690	5,214,995	858,273	-	-	6,835,106
UTL	-	70,832	-	-	507,603	-	578,435
NCELL	-	-	5,846,365	-	-	-	5,846,365
STM	5,094	-	-	-	155	-	5,249
NSTPL	-	2,466	-	-	91,173	-	93,639
Smart	598	-	-	-	152,540	-	153,138
Others (GMPCS)	-	-	-	-	-	1,742	1,742
Total	610,840	229,988	11,061,360	858,273	751,471	1,742	13,513,674
	840,828		11,919,633		753,213		
Tele-Density							
Services					Penetration Rate %		
Fixed					2.94		
Mobile					41.70		
Others (LM, GMPCS)					2.63		
Total					47.27		

Note: Projected population for 2011 is 28,584,975 (Source : cbs.gov.np)

* Current data didn't submitted by the service providers.

1.2 Data/Internet Services

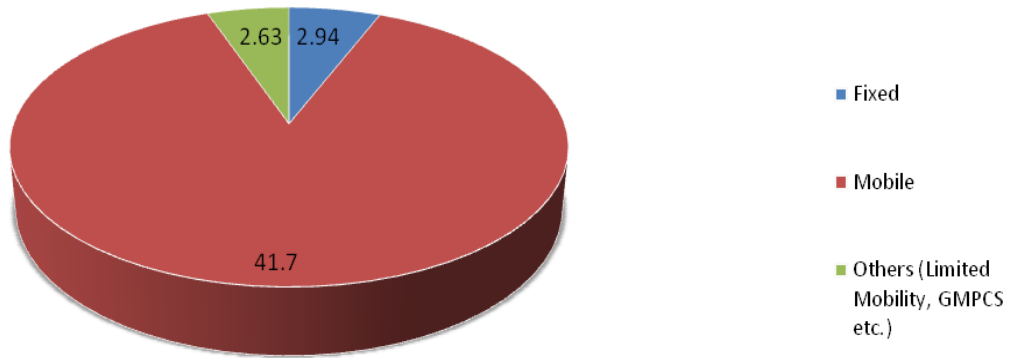
Services	Subscribers				Total
	NDCL	UTL	NCELL	ISPs*	
Dialup (PSTN +ISDN)	5,832	-	-	14,207	20,039
Wireless Modem, Optical Fibre Ethernet	-	-	-	24,555	24,555
Cable Modem, Cable etc.	-	-	-	16,039	16,039
ADSL	71,664	-	-	-	71,664
GPRS	1,033,814	-	1,957,597	-	2,991,411
CDMA 1X	98,915	54,175	-	-	153,090
Total	1,210,225	54,175	1,957,597	54,801	3,276,798
Internet Penetration Rate %					11.46

* Licensee wise ISP's subscribers is shown in Appendix-II

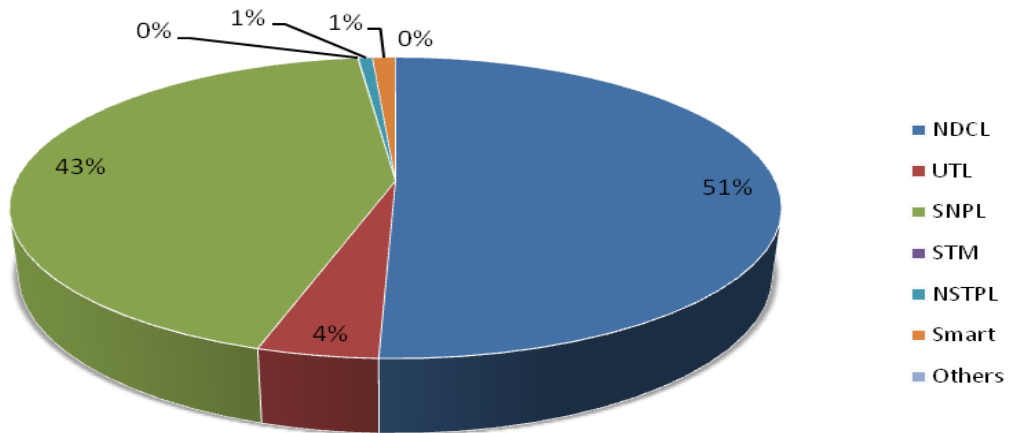
1.3 Public Call Centres (PCO)

Services	Subscribers
Rural PCO's of STM Telecom Sanchar Pvt. Ltd.	2,014
Rural PCO's of SMART Telecom Pvt. Ltd.	598
Total	2,612

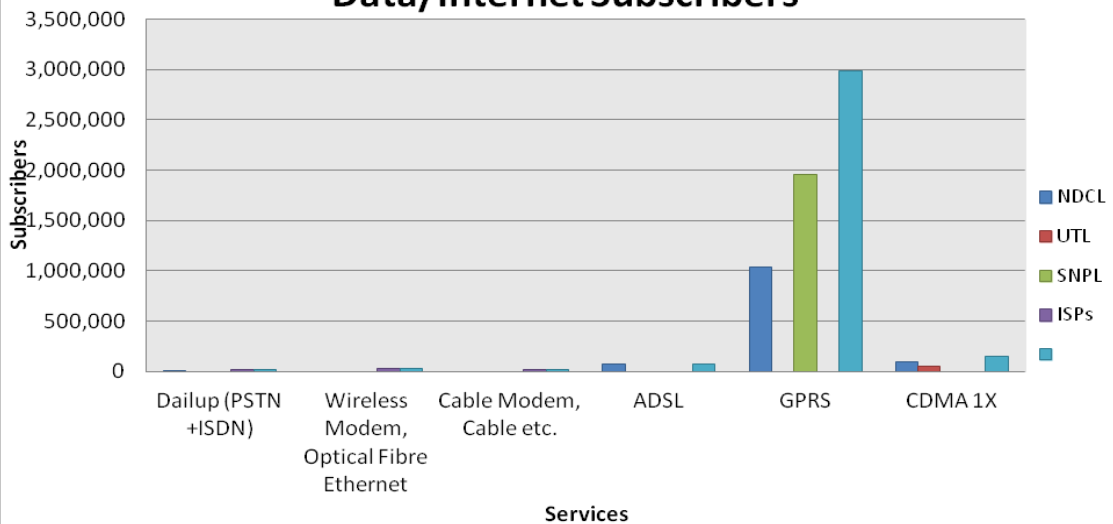
Telephone Penetration Rate



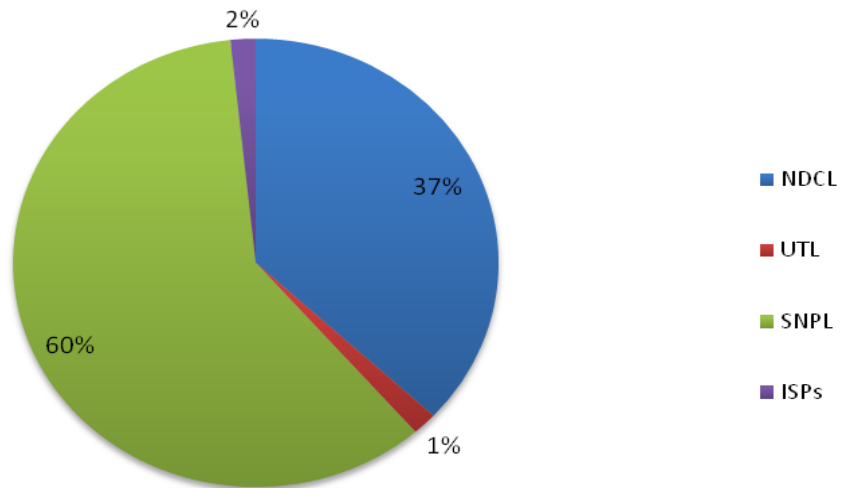
Market Share of Telephone Subscribers



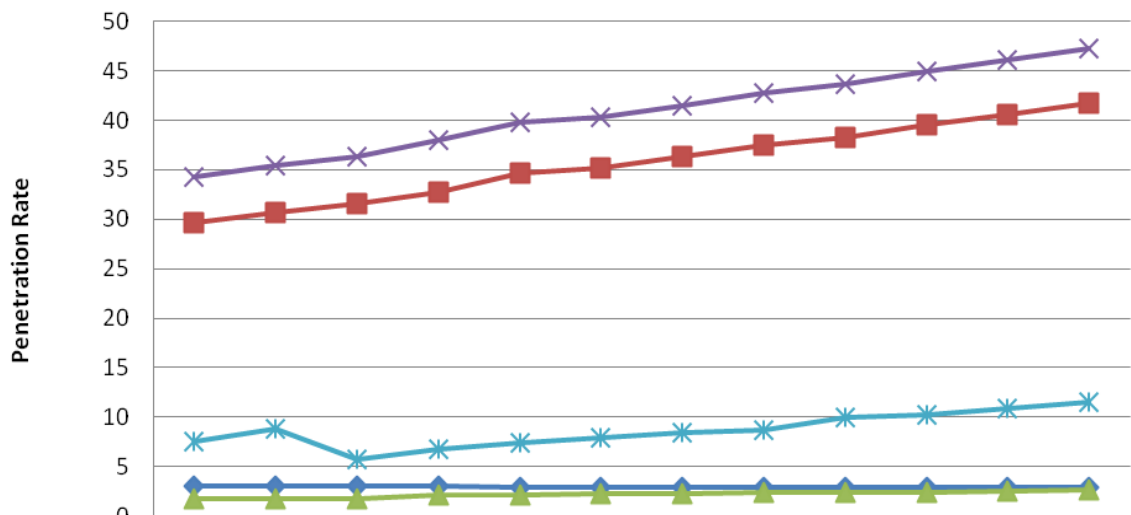
Data/Internet Subscribers



The market share of data/internet subscribers



Growth Trend of Voice Telephone and Data Service Penetration

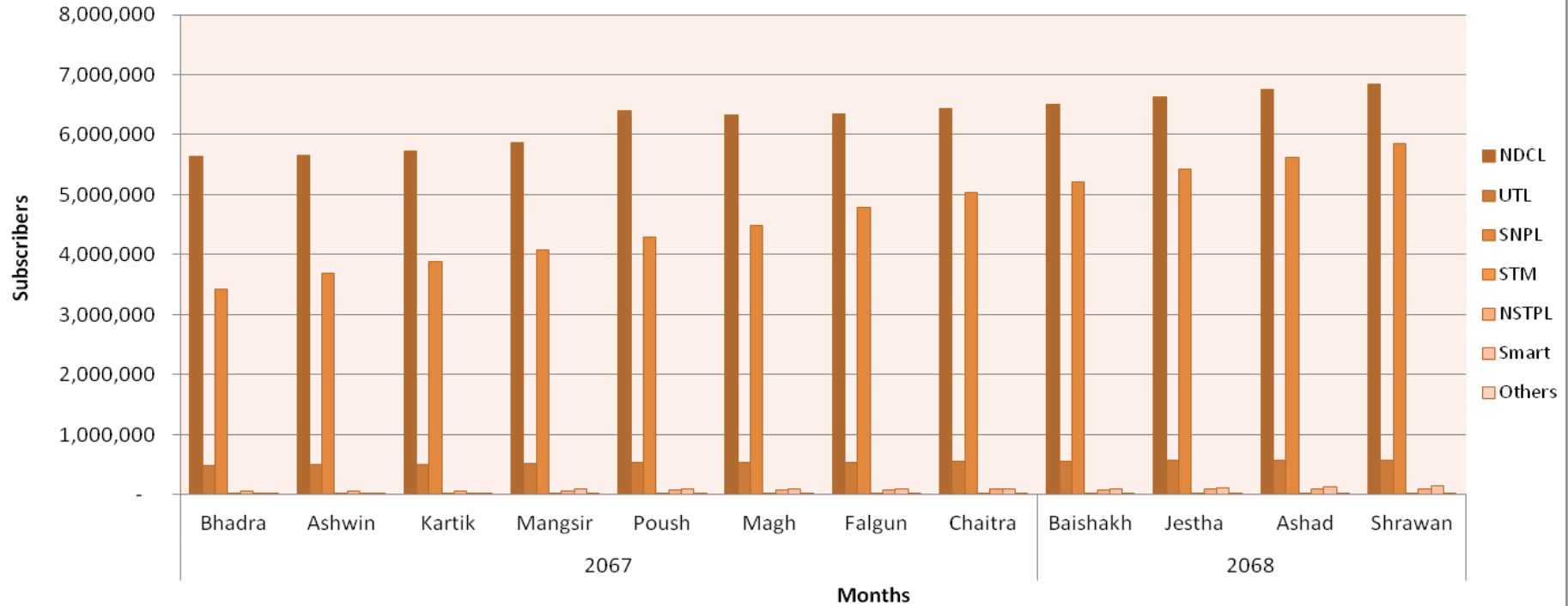


	Ehadra	Ashwin	Kartik	Mangsir	Poush	Magh	Falgun	Chaitra	Baishak	Jestha	Ashad	Shrawan
Fixed	2.99	3.00	3.01	3.00	2.94	2.95	2.95	2.96	2.96	2.93	2.93	2.94
Mobile	29.61	30.61	31.56	32.79	34.7	35.13	36.27	37.47	38.31	39.53	40.59	41.7
Other	1.73	1.76	1.8	2.15	2.16	2.22	2.29	2.34	2.38	2.43	2.52	2.63
Total	34.33	35.37	36.37	37.95	39.8	40.3	41.51	42.77	43.65	44.9	46.05	47.27
Data/Internet	7.49	8.76	5.79	6.78	7.43	7.93	8.49	8.74	10.03	10.28	10.89	11.46

A glimpse of one year telephone subscribers

S.No.	Operators	2067								2068			
		Bhadra	Ashwin	Kartik	Mangsir	Poush	Magh	Falgun	Chaitra	Baishakh	Jestha	Ashad	Shrawan
1	NDCL	5,640,839	5,655,649	5,734,247	5,875,025	6,402,131	6,326,068	6,346,808	6,439,735	6,510,034	6,637,070	6,743,976	6,835,106
2	UTL	490,296	500,519	510,236	520,820	530,721	538,833	545,854	555,986	562,797	569,142	573,629	578,435
3	SNPL	3,428,491	3,691,266	3,878,616	4,084,444	4,283,659	4,479,021	4,785,715	5,036,722	5,207,239	5,421,414	5,619,224	5,846,365
4	STM	4,841	4,968	4,968	5,159	5,179	5,185	5,220	5,220	5,392	5,399	5,245	5,249
5	NSTPL	58,528	62,195	63,815	66,027	71,875	77,238	86,225	86,799	85,479	89,337	91,435	93,639
6	Smart	3,902	4,885	4,885	88,249	88,249	91,469	94,572	99,556	103,988	109,229	128,398	153,138
7	Others	1,742	1,742	1,742	1,742	1,742	1,742	1,742	1,742	1,742	1,742	1,742	1,742

A glimpse of one year telephone subscribers



1.4 Licence issued by NTA* (Existing as of Shrawan, 2068, 14 August, 2011)

S.No.	Name of the Services	Number of the licensee
1.	Basic Telecommunications	3
2.	Cellular Mobile	2
3.	Network Service Provider	9
4.	VSAT User	100
5.	Internet (With E-mail)	48
6.	GMPCS	3
7.	Rural Telecom	2
8.	Limited Mobility	108
9.	International Trunk Telephone	3
10.	Rural VSAT User	9
11.	Rural Internet Service Provider	6
	Total	293

* Year wise licensing activity of NTA is shown in Appendix-1

2. NTA Activities

2.1 Type Approval Certificate

The type approval certificates for 1 Short Range Devices, 2 GSM Mobile Set and 1 GSM Device have been issued during the month of Shrawan as given below.

Short Range Devices				
S. N.	Provisional	Brand Name	Model No.	Equipment Type
1	R-SRD-P-130	HP	WL-606	HP 802.11n dual band USB adaptor
GSM Mobile Set				
S. N.	Provisional	Brand Name	Model No.	Equipment Type
1	R-GSM-MH-P-151	ZTE	ZTE Blade (UV880)	3 G Mobile Phone with Bluetooth and WLAN
2	R-GSM-MH-P-142	Oxygen	OB100	GSM Mobile with Bluetooth
GSM Device				
S. N.	Provisional	Brand Name	Model No.	Equipment Type
1	R-GSM-D-P-8	Huawei	E1550	3 G Data Card

2.2 Foreign Currency Recommendation

Recommendation for Payment of Bandwidth Cost: N/A

Recommendation for Import of Telecommunications Equipment: N/A

2.3 Human Resource and Capacity Building

a) International Training, Seminar, Study and Observation Tours/Visit:

S.No.	Program	Date	Place	Participant's Name
1	Broadband Policy and Regulation - Emerging Practice and Lesson Workshop	2068/4/16 to 2068/4/21	Bangkok, Thailand	Mr. Bijaya Kumar Roy, Mr. Shiva Prasad Parajuli Mr. Sudish Kumar Aryal

2.4 License Cancelled: N/A

3. NTA's Major Decisions during the month of Shrawan, 2068: NA

4. List of the members of Nepal Telecommunications Authority

S.No.	Members Name	Designation	Date of Appointment
1.	Mr. Bhesh Raj Kanel	Chairman	2065/08/08
2.	Mr Mahesh Prasad Adhikari	Member	2063/09/09
3.	Mr. Balaram Pradhananga	Member	2063/09/09
4.	Mr Tulsi Bhatta	Member	2064/04/07
5.	Mr. Girindra Raj Adhikari	Member	2065/09/23

For Details Contact :

Mr. Arjun Ghimire

Deputy Director

Mr. Sandip Adhikari

Assistant Director

Consumer and Economic Analysis Section

Bluestar Office Complex,

Tripureshwor, Kathmandu

Phone No.: +977-1-4101030-38 (Ext. 243, 224)

Fax No.: +977-1-4101034

E-mail: aghimire@nta.gov.np, sadhikari@nta.gov.np

URL: www.nta.gov.np

NTA Licensing Activity at a glance as of 15 July 2010 (End of Ashad 2067)

S. No.	Services	Fiscal Year											Total	License Cancelled	Existing
		Till 056/57	057/58	058/59	059/60	060/61	061/62	062/63	063/64	064/65	065/66	066/67			
1	Basic Telecommunication	0	1	0	1	0	0	0	0	1	0	0	3	0	3
2	GSM Mobile	1	0	0	0	0	1	0	0	0	0	0	2	0	2
3	Network Service Provider	6	1	3	0	1	0	0	2	1	0	1	15	7	8
4	VSAT User	16	8	11	15	20	6	41	7	0	6	22	152	54	98
5	Internet (with e-mail)	13	2	3	2	6	6	7	3	3	7	12	64	20	44
6	Radio Paging	6	2	0	0	0	0	0	0	0	0	0	8	8	0
7	Fax Mail	4	2	0	0	0	0	0	0	0	0	0	6	6	0
8	Video Conferencing	1	0	0	0	0	0	0	0	0	0	0	1	1	0
9	GMPCS	0	0	0	2	0	0	0	1	0	0	0	3	0	3
10	Rural Telecom	0	0	0	0	1	0	0	0	1	0	0	2	0	2
11	Limited Mobility	0	0	0	0	0	0	2	4	4	3	35	48	0	48
12	Int. Trunk Telephone	0	0	0	0	0	0	0	0	2	0	0	2	0	2
13	Rural VSAT User	0	0	0	0	0	0	0	0	1	2	5	8	0	8
14	Rural ISP	0	0	0	0	0	0	0	0	0	1	5	6	0	6
Total		47	16	17	20	28	13	50	17	13	19	80	320	96	224

Source: NTA License Section

A Glimpse of Subscriber's of Internet Service as on Shrawan, 2068

S.No.	Company Name	Dialup (PSTN +ISDN)	Wireless Modem, Optical Fiber Ethernet	Cable Modem, Cable etc.	Total
1	STM Telecom Sanchar Pvt.Ltd., Baluwatar, Kathmandu*	-	116	-	116
2	Sustainable Network Pvt.Ltd. Pulchok, Lalitpur	-	91	-	91
3	Cherry World Communication P.Ltd., New Baneshwor, Kathmandu*	-	107	20	127
4	Subisu Cablenet Pvt. Ltd. Baluwatar, Kathmandu*	-	791	4,660	5,451
5	Fiber Online Pvt. Ltd., Jawalakhel, Lalitpur	-	-	474	474
6	Everest Net (Pvt) Ltd. Jawalakhel, Lalitpur	1,370	-	-	1,370
7	Namche Networks Pvt. Ltd.*	-	-	24	24
8	Pokhara Internet Pvt. Ltd., Pokhara, Kaski	-	-	15	15
9	Broadlink Network & Communication Pvt.Ltd., Kathmandu*	-	13,929	-	13,929
10	WorldLink Communications (Pvt.) Ltd. Jawalakhel, Lalitpur*	3,495	7,605	8,350	19,450
11	Surfin Pvt.Ltd., Putalisadak, Kathmandu*	-	34	-	34
12	Iplus Pvt. Ltd, Lazimpat*	-	-	76	76
13	Classic Tech Pvt. Ltd., Baneshwor, Kathmandu	-	211	41	252
14	Square Networks Pvt. Ltd.	-	15	3	18
15	Mitra Network Pvt.Ltd. Manbhawan, Lalitpur	-	10	65	75
16	Japan Nepal Information Communication Technology, Kalikasthan	152	-	-	152
17	Himalayan Online Services (Pvt) Ltd. DurbarMarg, Kathmandu	-	266	653	919
18	Vianet communication Pvt. Ltd., Sidhibhawan, Kathmandu*	400	479	166	1,045
19	Eastlink Technology Pvt. Ltd., Tripureswor, Kathmandu	-	92	21	113
20	Health Net Nepal, Jaya Bageswori, Kathmandu*	-	-	24	24
21	Mercantile Communication (Pvt). Ltd. DurbarMarg, Kathmandu	8,725	350	370	9,445
22	Allied Net Link Technologies Pvt. Ltd., Marajgunj, Kathmandu*	-	57	-	57
23	Satelink Nepal Pvt.Ltd., Maharajgunj, Kathmandu	-	19	70	89

24	Net Max Technologies P. Ltd, Anamnagar, Kathmandu*	-	62	43	105
25	Zentech International Pvt. Ltd.*	-	-	8	8
26	Eastern Networks Pvt. Ltd., Naxal, Kathmandu*	-	-	24	24
27	Web Surfer Nepal Company. System Pvt. Ltd. Naxal, Kathmandu*	65	285	660	1,010
28	Radius Communication Pvt.Ltd., Putalisadak, Kathmandu	-	-	136	136
29	Netplus Technology Pvt.Ltd*	-	36	136	172
Total		14,207	24,555	16,039	54,801

* Those ISP submitted the data for the month of Shrawan .