

X Year Issue 65th Vol. 113

Chaitra 2070 (15 March -13 April, 2014)

Nepal Telecommunications Authority



Management Information System

Published in
Jestha, 2071 (May, 2014)

P.O. Box No. 9754
Bluestar Office Complex
Tripureshwor, Kathmandu, Nepal
Tel.: +977-1-43101030-38
Fax: +977-1-4101034
E-mail: ntra@nta.gov.np, info@nta.gov.np
URL: www.nta.gov.np

1. Telecom Statistics at a glance (as of Chaitra, 2070, 13 April, 2014)

1.1 Available Voice Telephony Services

Services Operators	Fixed		Mobile		Others		Total
	PSTN	WLL	GSM	CDMA	LMS	GMPCS	
NDCL	650,428	121,991	8,571,479	1,062,135	-	-	10,406,033
UTL	-	47,937	-	-	460,904	-	508,841
NCELL	-	-	11,328,328	-	-	-	11,328,328
STM*	5,230	-	-	-	155	-	5,385
NSTPL*	-	2,644	-	-	147,356	-	150,000
STPL	598	-	-	-	1,049,764	-	1,050,362
Others	-	-	-	-	-	1,742	1,742
Total	656,256	172,572	19,899,807	1,062,135	1,658,179	1,742	23,450,691
	828,828		20,961,942		1,659,921		
Tele-Density							
Services					Penetration Rate %		
Fixed					3.12		
Mobile					79.11		
Others (LM, GMPCS)					6.26		
Total					88.49		

Population of Nepal 26,494,504 (Source: cbs.gov.np)

* Those operators who do not submitted data for the month of Chaitra.

1.2 Data/Internet Services

Services	Subscribers				Total
	NDCL	UTL	NCELL	ISPs	
Dialup (PSTN +ISDN)	4,712	-	-	10,147	14,859
Wireless Modem, Optical Fibre Ethernet	-	-	-	63,485	63,485
Cable Modem	-	-	-	25,041	25,041
ADSL	116,257	-	-	-	116,257
GPRS,EDGE,WCDMA	4,047,621	-	3,927,987	-	7,975,608
CDMA 1X, EVDO	136,573	56,744	-	-	193,317
WiMAX	8,058	-	-	-	8,058
Total	4,313,221	56,744	3,927,987	98,673	8,396,625
Internet Penetration Rate %					31.69

1.3 Public Call Centres (PCO)

Services	Subscribers
Rural PCO's of STM Telecom Sanchar Pvt. Ltd.	2,050
Rural PCO's of SMART Telecom Pvt. Ltd.	598
Total	2,648

NDCL- Nepal doorsanchar Company limited

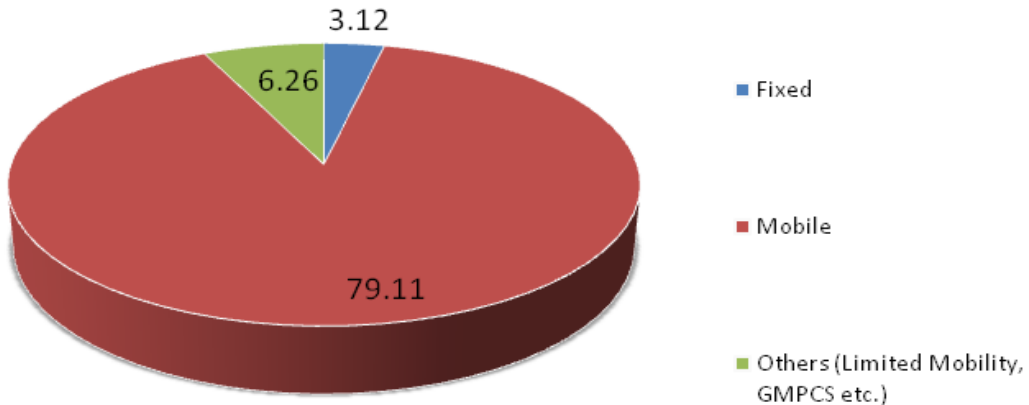
UTL- United Telecom Limited

STM- STM Telecom Sanchar Pvt.Ltd

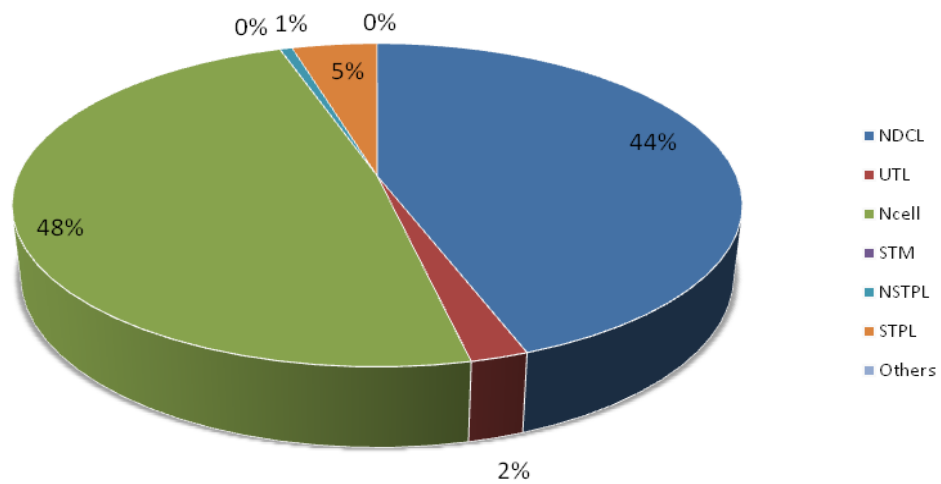
NSTPL- Nepal Satellite Telecom Pvt.Ltd

STPL- Smart Telecom Pvt.Ltd

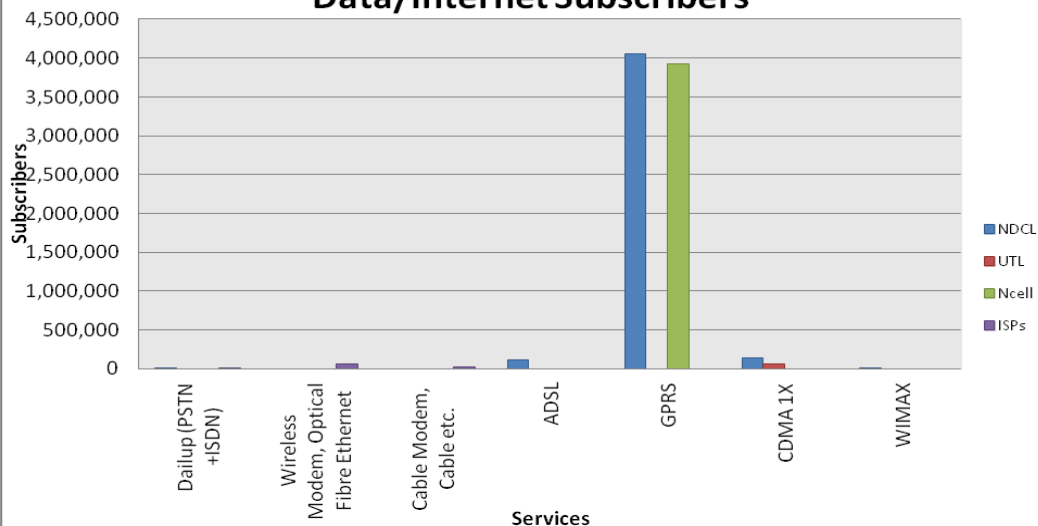
Telephone Penetration Rate



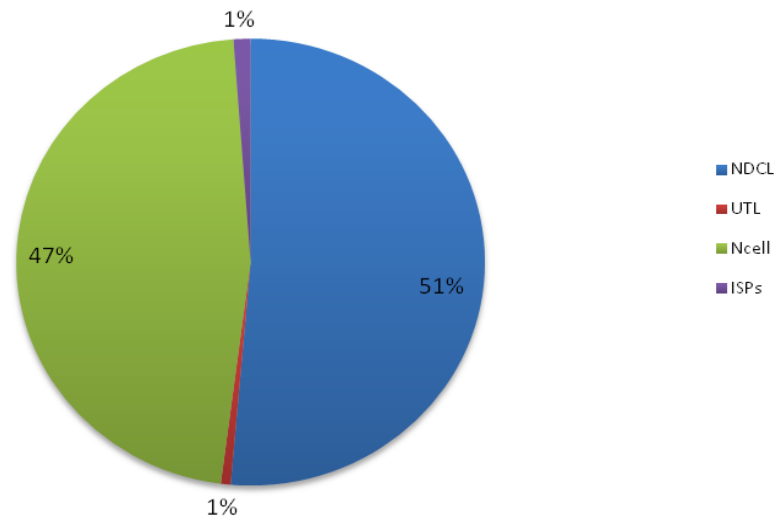
Market Share of Telephone Subscribers



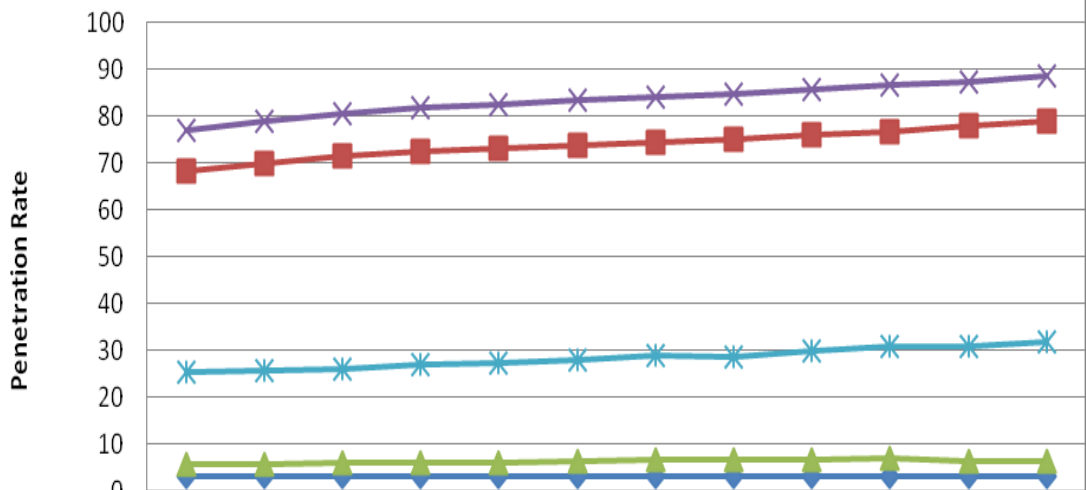
Data/Internet Subscribers



The market share of data/internet subscribers



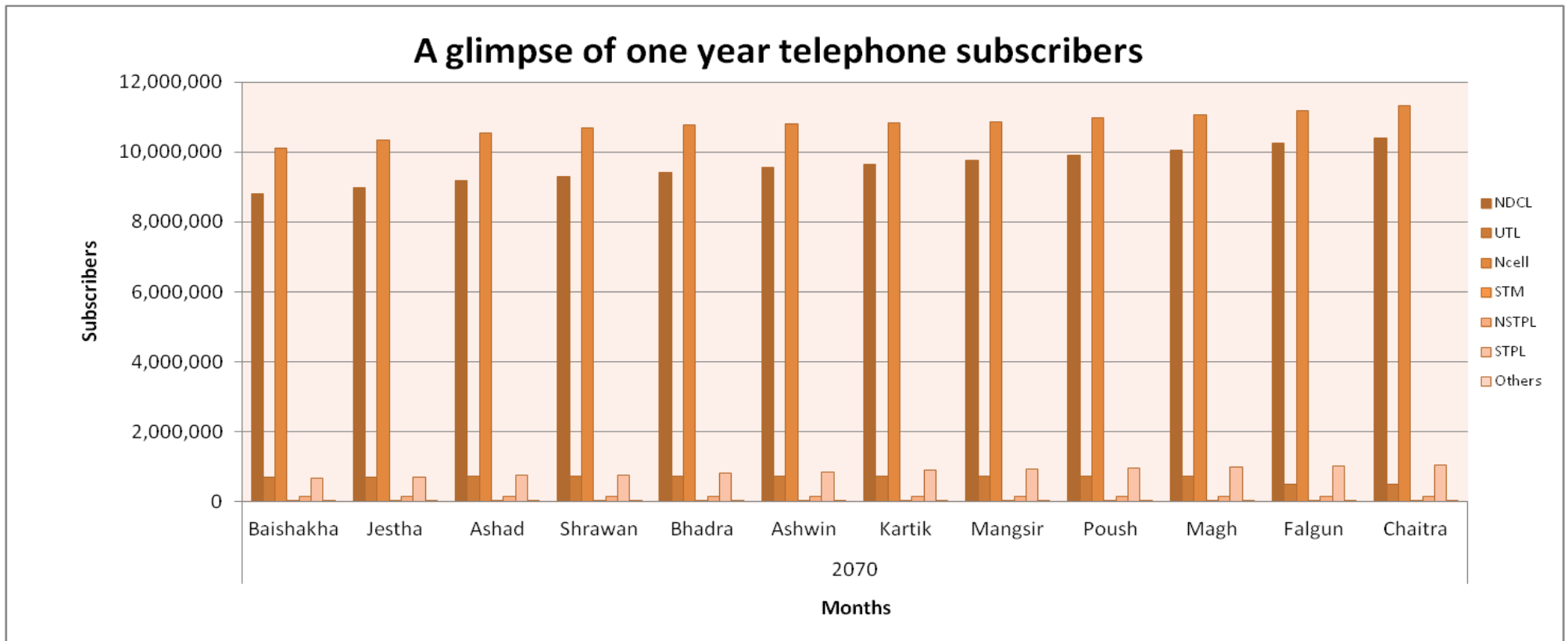
Growth Trend of Voice Telephone and Data Service Penetration



	Baishakha	Jestha	Ashad	Shrawan	Ehadra	Ashwin	Kartik	Mangsir	Poush	Magh	Falgun	Chaitra
Fixed	3.14	3.15	3.21	3.2	3.19	3.2	3.2	3.21	3.21	3.21	3.12	3.12
Mobile	68.45	70.04	71.46	72.58	73.23	73.94	74.33	74.97	75.93	76.8	77.92	79.11
Other	5.52	5.66	5.84	5.94	6.07	6.26	6.47	6.59	6.72	6.81	6.16	6.26
Total	77.11	78.85	80.51	81.72	82.49	83.4	84	84.77	85.86	86.82	87.2	88.49
Data/Internet	25.23	25.82	26.1	26.93	27.18	27.92	28.92	28.63	29.78	30.7	30.99	31.69

A glimpse of one year telephone subscribers

S.No.	Operators	2070											
		Baishakha	Jestha	Ashad	Shrawan	Bhadra	Ashwin	Kartik	Mangsir	Poush	Magh	Falgun	Chaitra
1	NDCL	8,795,157	8,964,595	9,176,060	9,306,678	9,409,057	9,552,068	9,635,641	9,767,205	9,917,499	10,060,057	10,248,973	10,406,033
2	UTL	709,834	709,834	719,341	723,287	727,453	732,337	732,337	732,337	732,337	732,337	506,459	508,841
3	Ncell	10,096,130	10,346,794	10,526,798	10,689,852	10,759,610	10,805,537	10,827,540	10,867,307	10,969,958	11,059,082	11,169,130	11,328,328
4	STM	5,378	5,385	5,385	5,385	5,385	5,385	5,385	5,385	5,385	5,385	5,385	5,385
5	NSTPL	149,698	149,698	149,698	149,698	149,698	149,698	150,000	150,000	150,000	150,000	150,000	150,000
6	STPL	678,003	713,900	753,254	774,480	806,704	852,993	907,712	938,509	972,592	998,196	1,025,582	1,050,362
7	Others	1,742	1,742	1,742	1,742	1,742	1,742	1,742	1,742	1,742	1,742	1,742	1,742



1.4 Quality of Service Report for the Month of Chaitra, 2070: N/A

1.5 License issued by NTA (As of Chaitra, 2070, 13 April, 2014)

S.No.	Name of the Services	Number of the licensee
1.	Basic Telecommunications	3
2.	Basic Telephone Service	1
3.	GSM Cellular Mobile	2
4.	Network Service Provider	9
5.	VSAT User	49
6.	Internet (With E-mail)	43
7.	GMPCS	2
8.	Rural Telecom Service	1
9.	Limited Mobility	83
10.	International Trunk Telephone	3
11.	Rural VSAT User	11
12.	Rural Internet Service Provider	4
13.	Pre-Paid Calling Card Service	1
	Total	212

* Year wise licensing activity of NTA is shown in Appendix-1

2. NTA Activities

2.1 Type Approval Certificate:

The type approval certificates have been issued during the month of Chaitra.

S.No.	Type of Device	Type of certificate	Number
1.	Mobile Handset	Periodic Permanent	14
2.	WiMAX	Periodic Permanent	2
3.	Short Range Device	Provisional	2
4.	Mobile Handset	Provisional	55

2.2 Foreign Currency Recommendation: Recommendation for Payment of Bandwidth Cost: NTA, pursuant to section 35 of Telecommunication Act, 1997, recommended to MOIC to avail Foreign Exchange facility to the licensees for the payment of Bandwidth cost to an aggregated amount of NRs. 42,407,877.28 in the month of Chaitra.

2.3 Recommendation for Import of Telecommunications Equipment: During the month of Chaitra recommendation for the import of Telecommunications equipment amounting to a total of NRs. 1,399,296.00 had been made by NTA.

2.4 License Issuance:

S.No.	Name of Licensee	Service	Date (mm/dd/yy)
1.	Classic Tech Pvt. Ltd.	Network Service Provider	12/17/2070

2.5 Human Resource and Capacity Building:

a) National Training, Seminar, Study and Observation Tours/Visit:

S.No.	Program	Date	Place	Participant's Name
1.	To monitor ISPs in Palpa and Butwal	2070/12/26 to 2070/12/29	Palpa and Butwal	Hiranya Prasad Bastakoti Assistant Director Sunita Pandey Assistant

b) International Training, Seminar, Study and Observation Tours/Visit:

S.No.	Program	Date	Place	Participant's Name
1.	To take part in WTDC Programme	2070/12/14 to 2070/12/18	UAE	Dhan Raj Gnyawali Member Ananda Raj Khanal Director
2.	To take part in WTDC Programme	2070/12/20 to 2070/12/28	UAE	Anil Dhungel Member Kumar Prasad Sharma Director

3. NTA's Major Decisions during the month of Chaitra, 2070: N/A

4. List of the members of Nepal Telecommunications Authority

S.No.	Members Name	Designation	Date of Appointment
1.	Mr. Mahesh Prasad Adhikari	Member	2068/11/04
2.	Mr. Anil Kumar Dhungel	Member	2068/11/04
3.	Mr Dhan Raj Gnyawali	Member	2069/08/19

For Details Contact:

Mr. Arjun Ghimire

Deputy Director

Mr. Sandip Adhikari

Assistant Director

Consumer and Economic Analysis Section

Bluestar Office Complex,

Tripureshwor, Kathmandu

Phone No.: +977-1-4101030-38 (Ext. 243, 224)

Fax No.: +977-1-4101034

E-mail: aghimire@nta.gov.np, sadhikari@nta.gov.np

URL: www.nta.gov.np

NTA Licensing Activity at a glance as of 15 July 2013 (End of Ashad, 2070)

S. No.	Services	Fiscal Year														Total no. of License	License Cancelled	Existing no. of License
		056/57	057/58	058/59	059/60	060/61	061/62	062/63	063/64	064/65	065/66	066/67	067/68	068/69	069/70			
1	Basic Telecommunication	0	1	0	1	0	0	0	0	1	0	0	0	0	0	3	0	3
2	Basic Telephone Service	0	0	0	0	0	0	0	0	0	0	0	0	0	1	1	0	1
3	GSM Mobile	1	0	0	0	0	1	0	0	0	0	0	0	0	0	2	0	2
4	Network Service Provider	6	1	3	0	1	0	0	2	1	0	1	0	0	0	15	8	7
5	Pre-Paid Calling Card	0	0	0	0	0	0	0	0	0	0	0	0	0	1	1	0	1
6	VSAT User	16	8	11	15	20	6	41	7	0	6	22	0	5	0	157	86	71
7	Internet (with e-mail)	13	2	3	2	6	6	7	3	3	7	12	5	1	0	70	28	42
8	Radio Paging	6	2	0	0	0	0	0	0	0	0	0	0	0	0	8	8	0
9	Fax Mail	4	2	0	0	0	0	0	0	0	0	0	0	0	0	6	6	0
10	Video Conferencing	1	0	0	0	0	0	0	0	0	0	0	0	0	0	1	1	0
11	GMPCS	0	0	0	2	0	0	0	1	0	0	0	0	0	0	3	1	2
12	Rural Telecom	0	0	0	0	1	0	0	0	1	0	0	0	0	0	2	1	1
13	Limited Mobility	0	0	0	0	0	0	2	4	4	3	35	61	0	0	109	26	83
14	Int. Trunk Telephone	0	0	0	0	0	0	0	0	2	0	0	1	1	0	4	0	4
15	Rural VSAT User	0	0	0	0	0	0	0	0	1	2	5	3	5	0	16	2	14
16	Rural ISP	0	0	0	0	0	0	0	0	0	1	5	0	0	0	6	1	5
Total		47	16	17	20	28	13	50	17	13	19	80	70	12	2	404	168	236

Source: NTA License Section

A Glimpse of Subscriber's of Internet Service as on Chaitra, 2070

S.No.	Company Name	Dialup (PSTN +ISDN)	Wireless Modem, Optical Fiber Ethernet	Cable Modem, Cable etc.	Total
1	STM Telecom Sanchar Pvt.Ltd., Baluwatar, Kathmandu*	-	131	-	131
2	Sustainable Network Pvt.Ltd. Pulchok, Lalitpur	-	110	2	112
3	Cherry World Communication P.Ltd., New Baneshwor, Kathmandu*	-	162	18	180
4	Subisu Cablenet Pvt. Ltd. Baluwatar, Kathmandu*	-	4,368	13,065	17,433
5	Fiber Online Pvt. Ltd., Jawalakhel, Lalitpur*	-	-	474	474
6	Mega Broadcast Pvt. Ltd. Dillibazar, Kathmandu*	1,370	-	-	1,370
7	Namche Networks Pvt. Ltd.*	-	10	8	18
8	Pokhara Internet Pvt. Ltd., Pokhara, Kaski*	-	-	15	15
9	Broadlink Network & Communication Pvt.Ltd., Kathmandu*	-	38,503	-	38,503
10	WorldLink Communications (Pvt.) Ltd. Jawalakhel, Lalitpur*	3,495	7,605	8,350	19,450
11	I Plus Pvt. Ltd, Lazimpat*	-	-	115	115
12	Classic Tech Pvt. Ltd., Baneshwor, Kathmandu*	-	469	33	502
13	Japan Nepal Information Communication Technology, Kalikasthan*	152	-	-	152
14	Himalayan Online Services (Pvt) Ltd. DurbarMarg, Kathmandu*	-	266	653	919
15	Vianet communicatuins Pvt. Ltd., Sidhibhawan, Kathmandu	-	1,755	300	2,055
16	Eastlink Technology Pvt. Ltd., Tripureshwor, Kathmandu*	-	211	-	211
17	Health Net Nepal, Jaya Bageswori, Kathmandu*	-	-	24	24
18	Mercantile Communication (Pvt). Ltd. DurbarMarg, Kathmandu*	5,130	455	818	6,403
19	Allied Net Link Technologies Pvt. Ltd., Marajgunj, Kathmandu*	-	62	-	62
20	Satelink Nepal Pvt.Ltd., Maharajgunj, Kathmandu*	-	19	70	89
21	Net Max Technologies P. Ltd, Anamnagar, Kathmandu*	-	3,720	52	3,772

22	OTEL communication Pvt. Ltd., Jawalakhel, Lalitpur*	-	139	-	139
23	Eastern Networks Pvt. Ltd., Naxal, Kathmandu*	-	-	206	206
24	Web Surfer Nepal Company. System Pvt. Ltd. Naxal, Kathmandu*	-	5,464	566	6,030
25	Radius Communication Pvt.Ltd., Putalisadak, Kathmandu*	-	-	136	136
26	Netplus Technology Pvt.Ltd*	-	36	136	172
Total		10,147	63,485	25,041	98,673

* Those ISP who did not submit the data for the month of Chaitra.