


X Year Issue 51th Vol. 99 Magh, 2069 (14 January -11 February, 2013)

Nepal Telecommunications Authority



Management Information System

**Published in
Chaitra, 2069 (March, 2013)**

**P.O. Box No. 9754
Bluestar Office Complex
Tripureshwor, Kathmandu, Nepal
Tel.: +977-1-43101030-38
Fax: +977-1-4101034
E-mail: ntra@nta.gov.np, info@nta.gov.np
URL: www.nta.gov.np**

1. Telecom Statistics at a glance (as of Magh, 2069, 11 February, 2013)

1.1 Available Voice Telephony Services

Services Operators	Fixed		Mobile		Others		Total
	PSTN	WLL	GSM	CDMA	LMS	GMPCS	
NDCL	634,943	118,052	6,917,529	833,367	-	-	8,503,891
UTL*	-	71,593	-	-	611,020	-	682,613
NCELL*	-	-	9,133,305	-	-	-	9,133,305
STM	5,208	-	-	-	155	-	5,363
NSTPL*	-	2,950	-	-	146,758	-	149,708
STPL	598	-	-	-	575,905	-	576,503
Others	-	-	-	-	-	1,742	1,742
Total	640,749	192,595	16,050,834	833,367	1,333,838	1,742	19,053,125
	833,344		16,884,201		1,335,580		
Tele-Density							
Services					Penetration Rate %		
Fixed					3.14		
Mobile					63.72		
Others (LM, GMPCS)					5.04		
Total					71.90		

Population of Nepal 26,494,504 (Source: cbs.gov.np/ Census 2011)

* Those Voice Operators who did not submit the data for the month of Magh.

1.2 Data/Internet Services

Services	Subscribers				Total
	NDCL	UTL	NCELL	ISPs	
Dialup (PSTN +ISDN)	5,929	-	-	10,547	16,476
Wireless Modem, Optical Fibre Ethernet	-	-	-	50,256	50,256
Cable Modem	-	-	-	18,226	18,226
ADSL	101,808	-	-	-	101,808
GPRS,EDGE,WCDMA	2,546,523	-	2,934,661	-	5,481,184
CDMA 1X, EVDO	136,573	86,866	-	-	223,439
WiMAX	197	-	-	-	197
Total	2,791,030	86,866	2,934,661	79,029	5,891,586
Internet Penetration Rate %					22.23

1.3 Public Call Centres (PCO)

Services	Subscribers
Rural PCO's of STM Telecom Sanchar Pvt. Ltd.	2,034
Rural PCO's of SMART Telecom Pvt. Ltd.	598
Total	2,632

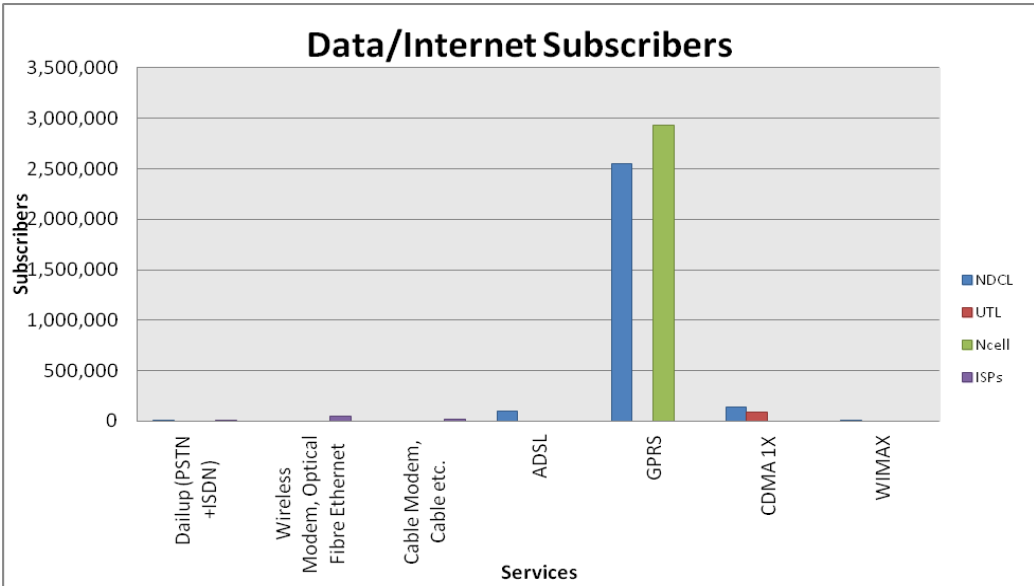
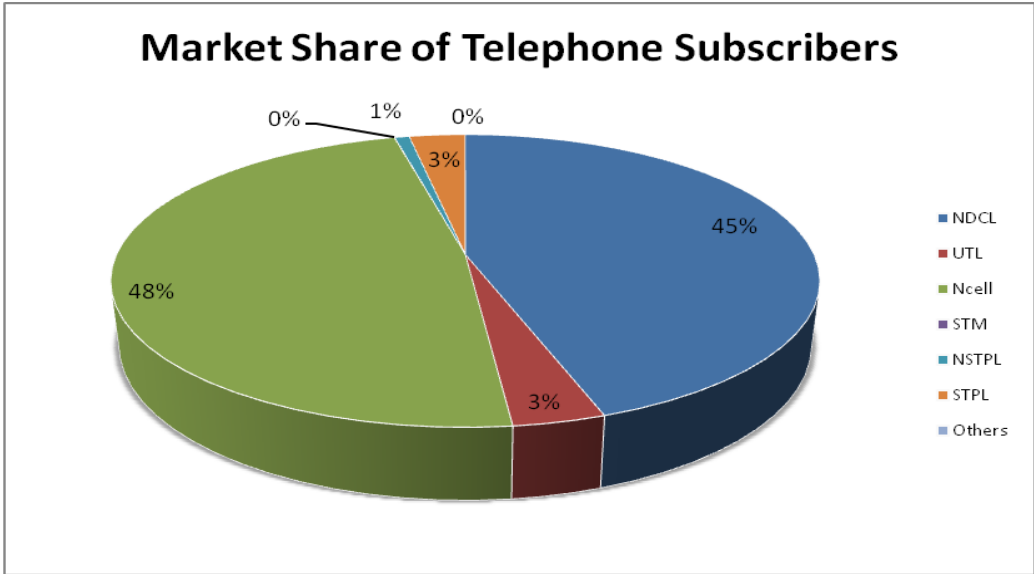
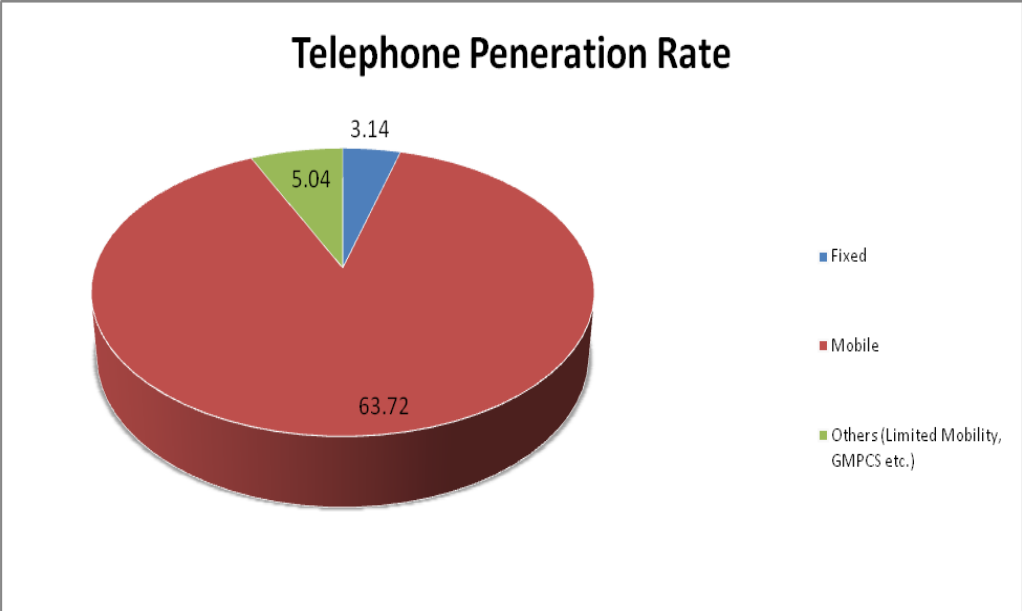
NDCL- Nepal doorsanchar Company limited

UTL- United Telecom Limited

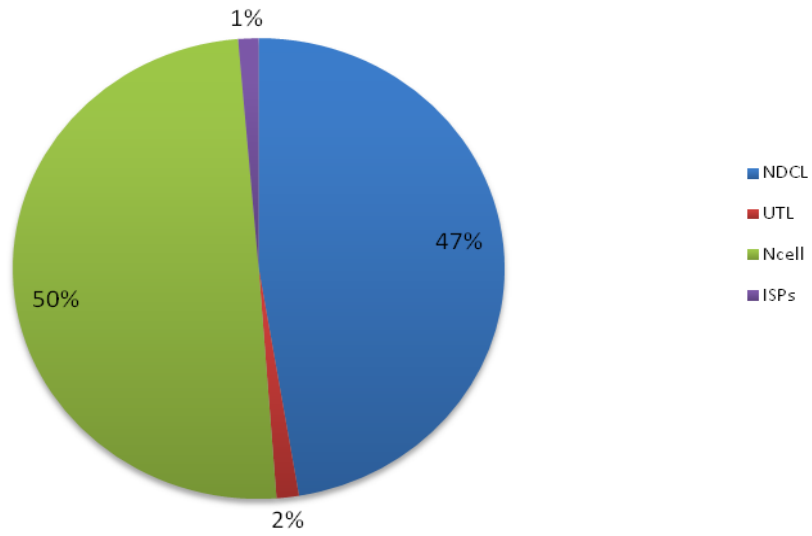
STM- STM Telecom Sanchar Pvt.Ltd

NSTPL- Nepal Satellite Telecom Pvt.Ltd

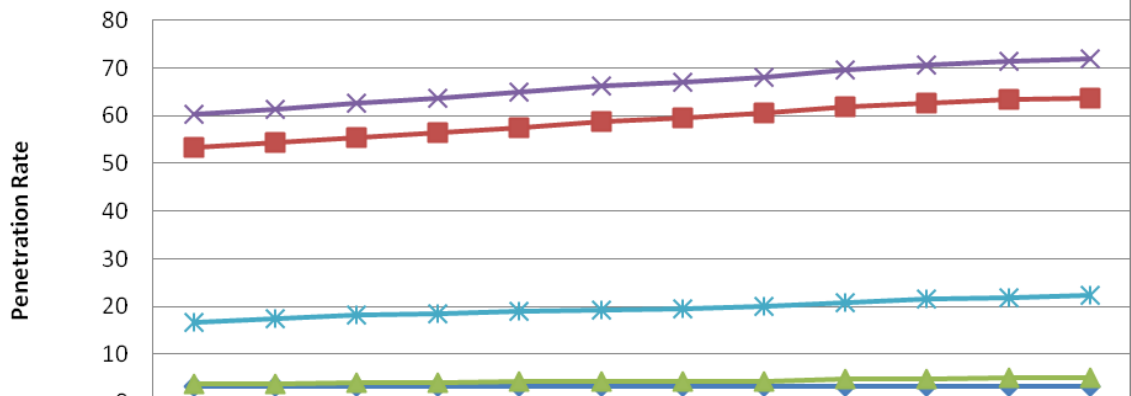
STPL- Smart Telecom Pvt.Ltd



The market share of data/internet subscribers



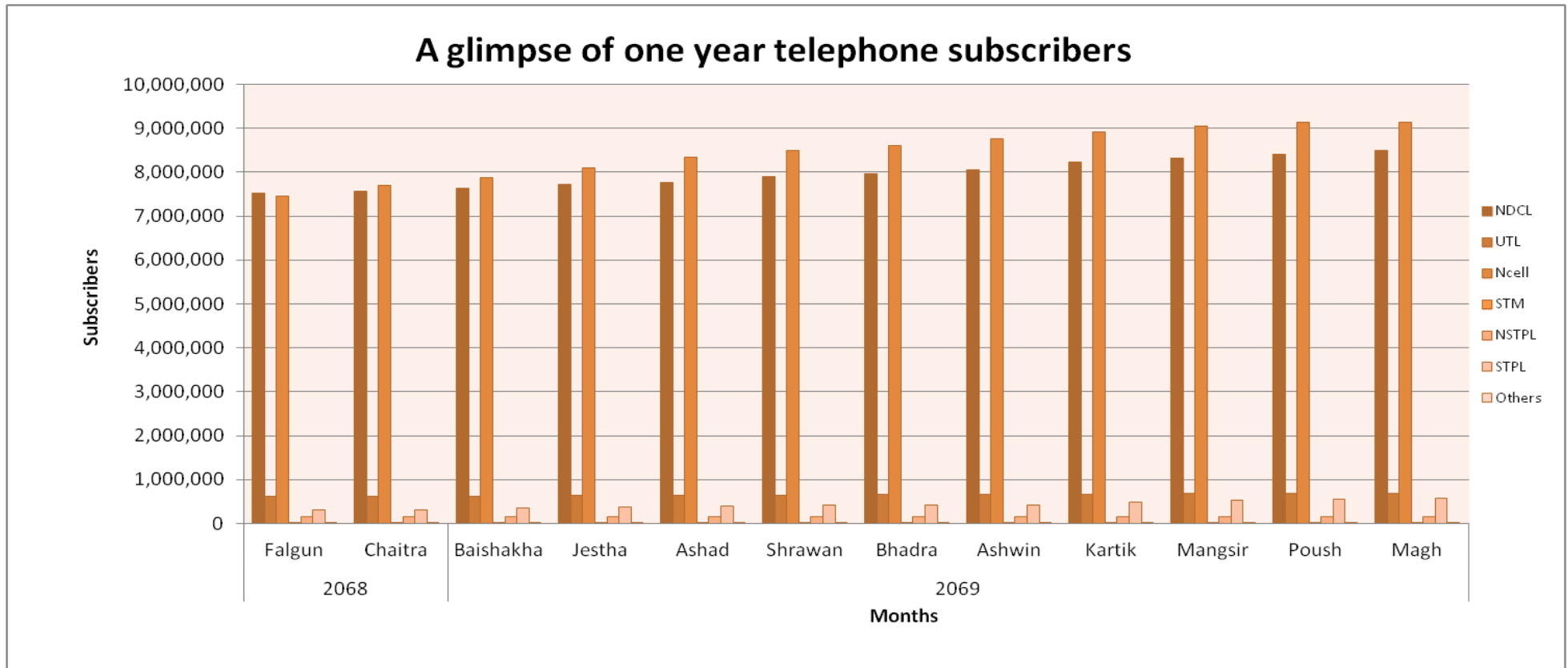
Growth Trend of Voice Telephone and Data Service Penetration



	Falgun	Chaitra	Baishakha	Jestha	Ashad	Shrawan	Ehadra	Ashwin	Kartik	Mangsir	Poush	Magh
Fixed	3.19	3.2	3.19	3.15	3.15	3.15	3.15	3.15	3.14	3.13	3.14	3.14
Mobile	53.39	54.46	55.4	56.55	57.6	58.7	59.67	60.62	61.82	62.68	63.39	63.72
Other	3.75	3.76	3.95	4.06	4.15	4.28	4.33	4.36	4.67	4.8	4.98	5.04
Total	60.34	61.42	62.56	63.76	64.91	66.14	67.15	68.13	69.63	70.61	71.51	71.9
Data/Internet	16.67	17.53	18.28	18.57	18.94	19.32	19.6	19.92	20.86	21.49	21.91	22.23

A glimpse of one year telephone subscribers

S.No.	Operators	2068		2069									
		Falgun	Chaitra	Baishakha	Jestha	Ashad	Shrawan	Bhadra	Ashwin	Kartik	Mangsir	Poush	Magh
1	NDCL	7,522,136	7,570,860	7,633,794	7,715,633	7,756,318	7,893,618	7,964,044	8,062,322	8,220,520	8,314,293	8,414,901	8,503,891
2	UTL	613,801	616,392	623,869	631,232	637,304	645,000	653,637	660,651	667,594	674,129	682,613	682,613
3	Ncell	7,463,071	7,699,070	7,888,010	8,101,779	8,338,065	8,492,497	8,603,223	8,757,281	8,912,643	9,045,751	9,133,305	9,133,305
4	STM	5,336	5,336	5,344	5,344	5,347	5,352	5,354	5,356	5,356	5,357	5,360	5,363
5	NSTPL	146,319	146,319	146,319	146,319	146,319	149,708	149,708	149,708	149,708	149,708	149,708	149,708
6	STPL	311,227	311,227	355,914	377,227	395,736	419,445	419,445	419,445	493,544	521,999	561,469	576,503
7	Others	1,742	1,742	1,742	1,742	1,742	1,742	1,742	1,742	1,742	1,742	1,742	1,742



1.4 Quality of Service Report for the Month of Magh, 2069: N/A

1.5 Licence issued by NTA* (Existing as of Magh, 2069, 11 February, 2013)

S.No.	Name of the Services	Number of the licensee
1.	Basic Telecommunications	3
2.	GSM Cellular Mobile	2
3.	Network Service Provider	7
4.	VSAT User	71
5.	Internet (With E-mail)	42
6.	GMPCS	2
7.	Rural Telecom	2
8.	Limited Mobility	108
9.	International Trunk Telephone	4
10.	Rural VSAT User	16
11.	Rural Internet Service Provider	6
	Total	263

* Year wise licensing activity of NTA is shown in Appendix-1

2. NTA Activities

2.1 Type Approval Certificate:

The type approval certificates for 67 GSM Mobile Sets, 3 Tablet Pc, 5 Mobile Permanent, 4 Temporary Tablets, 36 Temporary Mobile Hand Sets and 12 Short Range Device have been issued during the month of Magh.

2.2 Foreign Currency Recommendation: Recommendation for Payment of Bandwidth Cost: NTA, pursuant to section 35 of Telecommunication Act, 1997, recommended to MOIC to avail Foreign Exchange facility to the licensees for the payment of Bandwidth cost to an aggregated amount of NRs. 706,677,450.24 in the month of Magh.

Recommendation for Import of Telecommunications Equipment: During the month of Magh recommendation for the import of Telecommunications equipment amounting to a total of NRs. 656,611,730.32 had been made by NTA.

2.3 Human Resource and Capacity Building:

a) National Training, Seminar, Study and Observation Tours/Visit:

S.No.	Program	Date	Place	Participant's Name
1.	To monitor Cyber Cafe	2069/10/8 to 2069/10/10	Chitwan	Bijaya Kumar Roy Deputy Director Pratima Ghimire Assistant Director Rewati Ram Panta Assistant Director
2.	To inspect BTS of Smart Telecom	2069/10/11 to 2069/10/17	Bara, Rautahat Mahottari	Hiranya Prasad Bastakoti Assistant Director Bijaya kumar Roy Yadav Assistant

3.	To inspect BTS of Smart Telecom	2069/10/18 to 2069/11/1	Gulmi Arghakhanchi Nawalparasi Kapilvastu	Pradeep Poudel Assistant Director Jhalak Bahadur Thapa Assistant Director
----	---------------------------------	-------------------------------	--	--

b) International Training, Seminar, Study and Observation Tours/Visit: N/A

3. NTA's Major Decisions during the month of Magh 2069: N/A

4. List of the members of Nepal Telecommunications Authority

S.No.	Members Name	Designation	Date of Appointment
1.	Mr. Girindra Raj Adhikari	Member	2065/09/17
2.	Mr. Mahesh Prasad Adhikari	Member	2068/11/04
3.	Mr. Anil Kumar Dhungel	Member	2068/11/04
4.	Mr Dhan Raj Gnyawali	Member	2068/08/19

For Details Contact :

Mr. Arjun Ghimire

Deputy Director

Mr. Sandip Adhikari

Assistant Director

Consumer and Economic Analysis Section

Bluestar Office Complex,

Tripureshwor, Kathmandu

Phone No.: +977-1-4101030-38 (Ext. 243, 224)

Fax No.: +977-1-4101034

E-mail: aghimire@nta.gov.np, sadhikari@nta.gov.np

URL: www.nta.gov.np

NTA Licensing Activity at a glance as of 15 August 2012 (End of Ashad 2069)

S. No.	Services	Fiscal Year														Existing	
		Till 056/57	057/58	058/59	059/60	060/61	061/62	062/63	063/64	064/65	065/66	066/67	067/68	068/69	Total		License Cancelled
1	Basic Telecommunication	0	1	0	1	0	0	0	0	1	0	0	0	0	3	0	3
2	GSM Mobile	1	0	0	0	0	1	0	0	0	0	0	0	0	2	0	2
3	Network Service Provider	6	1	3	0	1	0	0	2	1	0	1	0	0	15	8	7
4	VSAT User	16	8	11	15	20	6	41	7	0	6	22	0	5	160	80	80
5	Internet (with e-mail)	13	2	3	2	6	6	7	3	3	7	12	5	1	70	29	41
6	Radio Paging	6	2	0	0	0	0	0	0	0	0	0	0	0	8	8	0
7	Fax Mail	4	2	0	0	0	0	0	0	0	0	0	0	0	6	6	0
8	Video Conferencing	1	0	0	0	0	0	0	0	0	0	0	0	0	1	1	0
9	GMPCS	0	0	0	2	0	0	0	1	0	0	0	0	0	3	0	3
10	Rural Telecom	0	0	0	0	1	0	0	0	1	0	0	0	0	2	0	2
11	Limited Mobility	0	0	0	0	0	0	2	4	4	3	35	61	0	109	1	108
12	Int. Trunk Telephone	0	0	0	0	0	0	0	0	2	0	0	1	1	4	0	4
13	Rural VSAT User	0	0	0	0	0	0	0	0	1	2	5	3	5	18	0	18
14	Rural ISP	0	0	0	0	0	0	0	0	0	1	5	0	0	6	0	6
Total		47	16	17	20	28	13	50	17	13	19	80	70	12	407	133	274

Source: NTA License Section

A Glimpse of Subscriber's of Internet Service as on Magh, 2069

S.No.	Company Name	Dialup (PSTN +ISDN)	Wireless Modem, Optical Fiber Ethernet	Cable Modem, Cable etc.	Total
1	STM Telecom Sanchar Pvt.Ltd., Baluwatar, Kathmandu	-	131	-	131
2	Sustainable Network Pvt.Ltd. Pulchok, Lalitpur*	-	111	-	111
3	Cherry World Communication P.Ltd., New Baneshwor, Kathamandu*	-	162	18	180
4	Subisu Cablenet Pvt. Ltd. Baluwatar, Kathmandu*	-	2,470	5,973	8,443
5	Fiber Online Pvt. Ltd., Jawalakhel, Lalitpur*	-	-	474	474
6	Everest Net (Pvt) Ltd. Jawalakhel, Lalitpur*	1,370	-	-	1,370
7	Namche Networks Pvt. Ltd.*	-	10	8	18
8	Pokhara Internet Pvt. Ltd., Pokhara, Kaski*	-	-	15	15
9	Broadlink Network & Communication Pvt.Ltd., Kathmandu*	-	33,079	-	33,079
10	WorldLink Communications (Pvt.) Ltd. Jawalakhel, Lalitpur*	3,495	7,605	8,350	19,450
11	Surfin Pvt.Ltd., Putalisadak, Kathmandu*	-	34	-	34
12	I Plus Pvt. Ltd, Lazimpat*	-	-	115	115
13	Classic Tech Pvt. Ltd., Baneshwor, Kathamandu*	-	469	33	502
14	Square Networks Pvt. Ltd.*	-	15	3	18
15	Mitra Networkr Pvt.Ltd. Manbhawan, Lalitpur*	-	10	65	75
16	Japan Nepal Information Communication Technology, Kalikasthan*	152	-	-	152
17	Himalayan Online Services (Pvt) Ltd. Durbarmarg, Kathmandu*	-	266	653	919
18	Vianet communicatuins Pvt. Ltd., Sidhibhawan, Kathmandu	400	633	508	1,541
19	Eastlink Technology Pvt. Ltd., Tripureshwor, Kathamandu	-	211	-	211
20	Health Net Nepal, Jaya Bageswori, Kathmandu*	-	-	24	24
21	Mercantile Communication (Pvt). Ltd. DurbarMarg, Kathmandu*	5,130	455	818	6,403

22	Allied Net Link Technologies Pvt. Ltd., Marajgunj, Kathmandu*	-	57	-	57
23	Satelink Nepal Pvt.Ltd., Maharajgunj, Kathmandu*	-	19	70	89
24	Net Max Technologies P. Ltd, Anamnagar, Kathmandu*	-	62	43	105
25	Zentech International*	-	139	-	139
26	Eastern Networks Pvt. Ltd., Naxal, Kathmandu*	-	-	206	206
27	Web Surfer Nepal Company. System Pvt. Ltd. Naxal, Kathmandu	-	4,282	578	4,860
28	Radius Communication Pvt.Ltd., Putalisadak, Kathmandu*	-	-	136	136
29	Netplus Technology Pvt.Ltd*	-	36	136	172
Total		10,547	50,256	18,226	79,029

* Those ISP who did not submit the data for the month of Magh.