


X Year Issue 50th Vol. 98 Poush, 2069 (16 December -13 January, 2012/13)

Nepal Telecommunications Authority



Management Information System

Published in
Falgun, 2069 (March, 2013)

P.O. Box No. 9754
Bluestar Office Complex
Tripureshwor, Kathmandu, Nepal
Tel.: +977-1-43101030-38
Fax: +977-1-4101034
E-mail: ntra@nta.gov.np, info@nta.gov.np
URL: www.nta.gov.np

1. Telecom Statistics at a glance (as of Poush, 2069, 13 January, 2012/13)

1.1 Available Voice Telephony Services

Services Operators	Fixed		Mobile		Others		Total
	PSTN	WLL	GSM	CDMA	LMS	GMPCS	
NDCL	634,219	118,052	6,829,263	833,367	-	-	8,414,901
UTL	-	71,593	-	-	611,020	-	682,613
NCELL	-	-	9,133,305	-	-	-	9,133,305
STM	5,205	-	-	-	155	-	5,360
NSTPL*	-	2,950	-	-	146,758	-	149,708
STPL	598	-	-	-	560,871	-	561,469
Others	-	-	-	-	-	1,742	1,742
Total	640,022	192,595	15,962,568	833,367	1,318,804	1,742	18,949,098
	832,617		16,795,935		1,320,546		
Tele-Density							
Services					Penetration Rate %		
Fixed					3.14		
Mobile					63.39		
Others (LM, GMPCS)					4.98		
Total					71.51		

Population of Nepal 26,494,504 (Source: cbs.gov.np/ Census 2011)

* Those Voice Operators who did not submit the data for the month of Poush.

1.2 Data/Internet Services

Services	Subscribers				Total
	NDCL	UTL	NCELL	ISPs	
Dialup (PSTN +ISDN)	4,953	-	-	10,547	15,500
Wireless Modem, Optical Fibre Ethernet	-	-	-	49,937	49,937
Cable Modem	-	-	-	18,185	18,185
ADSL	101,019	-	-	-	101,019
GPRS,EDGE,WCDMA	2,463,482	-	2,934,661	-	5,398,143
CDMA 1X, EVDO	136,573	86,866	-	-	223,439
WiMAX	99	-	-	-	99
Total	2,706,126	86,866	2,934,661	78,669	5,806,322
Internet Penetration Rate %					21.91

1.3 Public Call Centres (PCO)

Services	Subscribers
Rural PCO's of STM Telecom Sanchar Pvt. Ltd.	2,032
Rural PCO's of SMART Telecom Pvt. Ltd.	598
Total	2,630

NDCL- Nepal doorsanchar Company limited

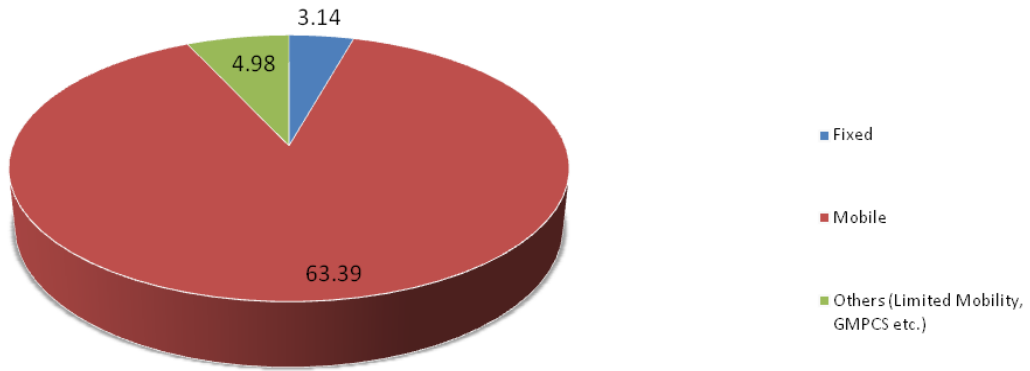
UTL- United Telecom Limited

STM- STM Telecom Sanchar Pvt.Ltd

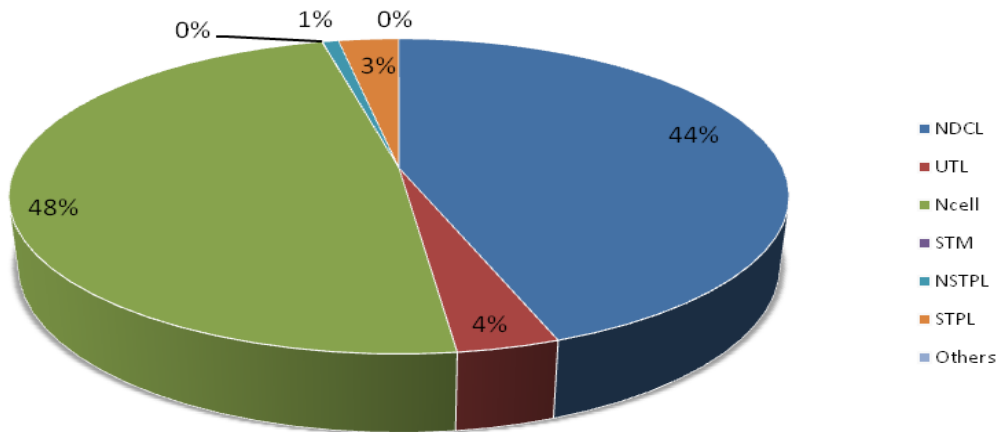
NSTPL- Nepal Satellite Telecom Pvt.Ltd

STPL- Smart Telecom Pvt.Ltd

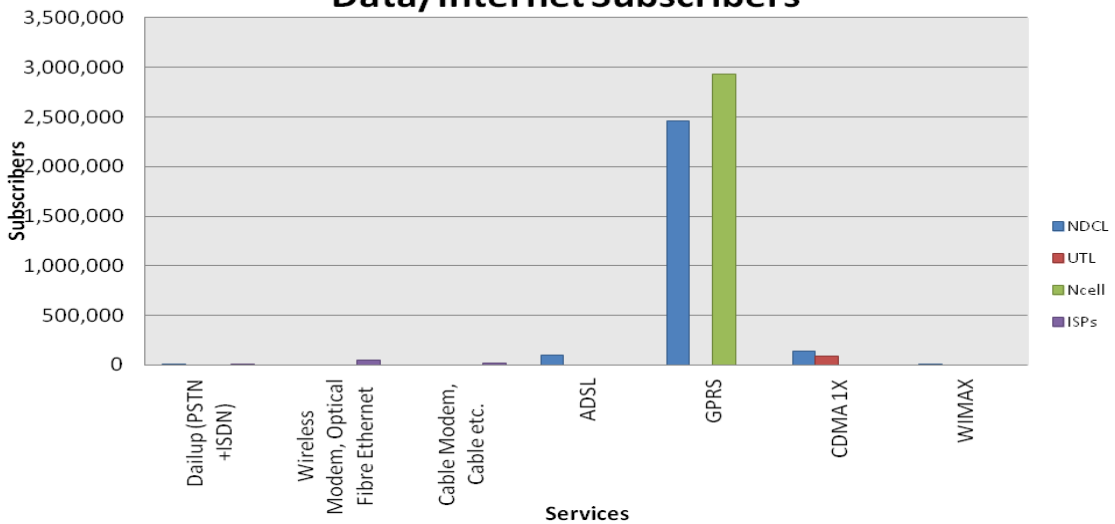
Telephone Penetration Rate



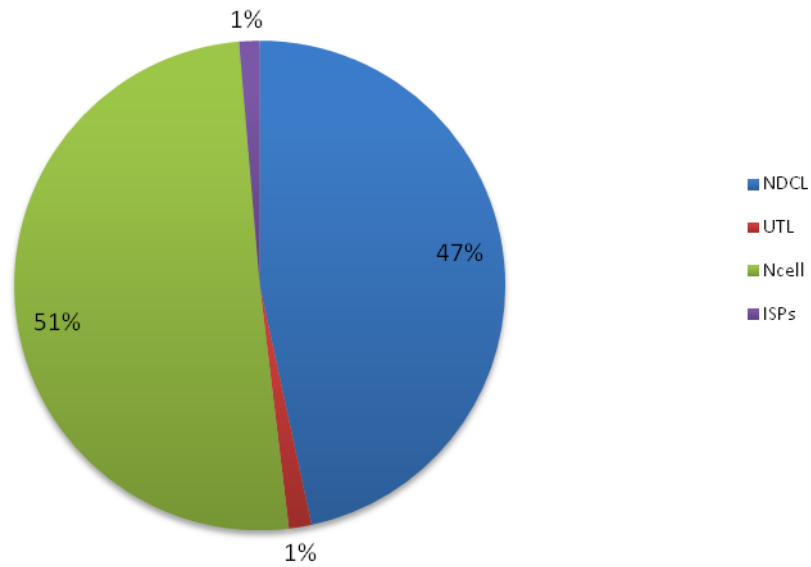
Market Share of Telephone Subscribers



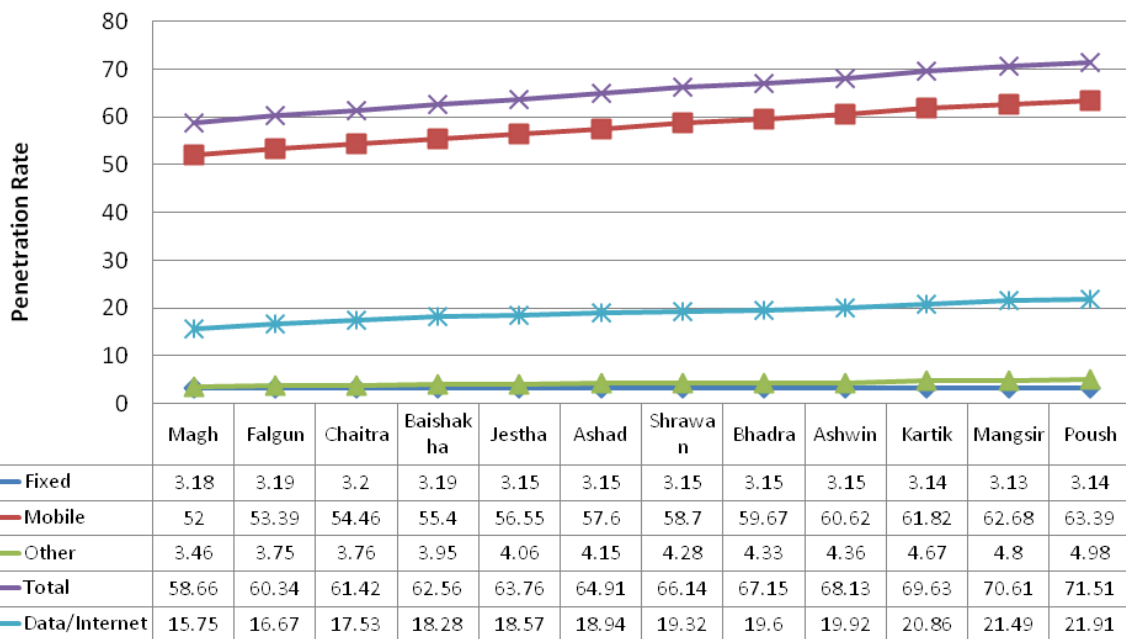
Data/Internet Subscribers



The market share of data/internet subscribers

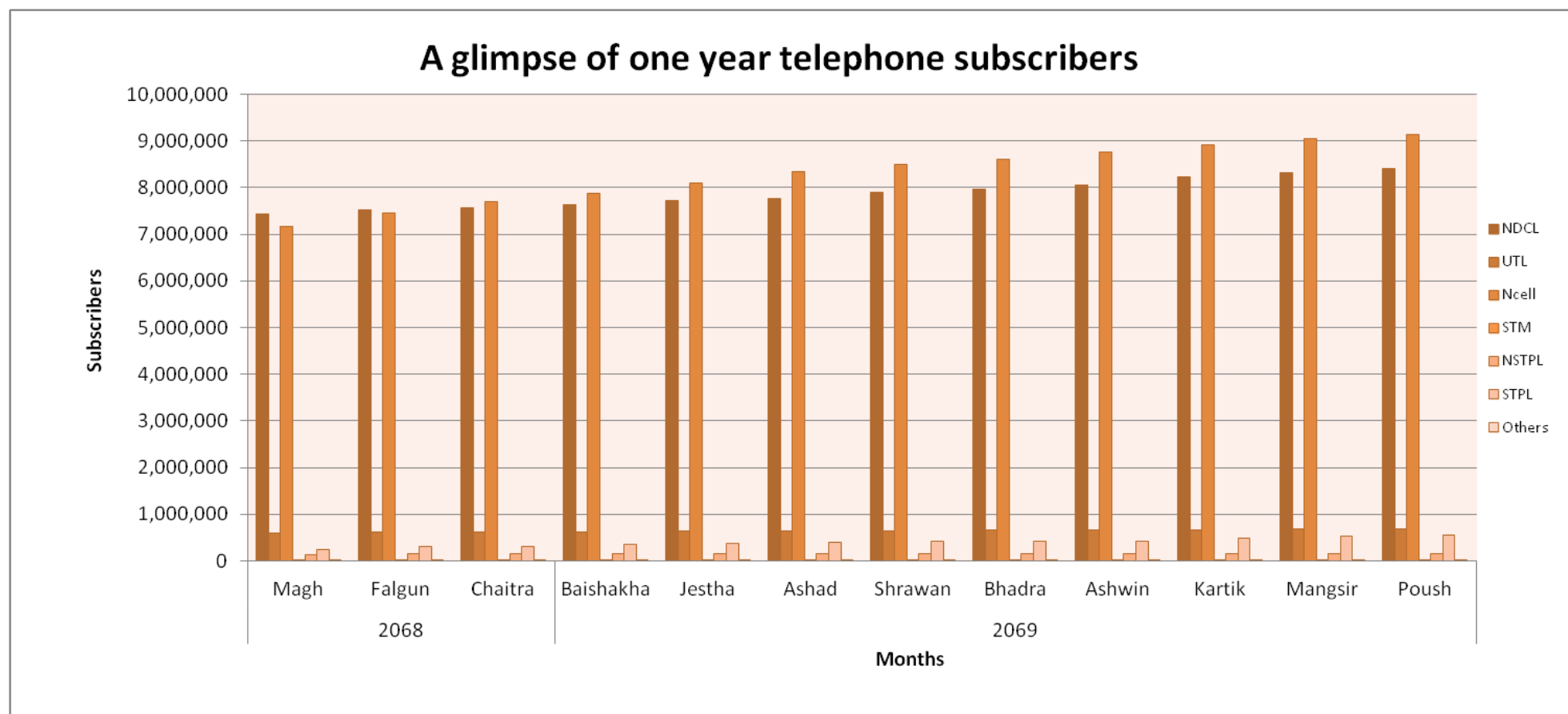


Growth Trend of Voice Telephone and Data Service Penetration



A glimpse of one year telephone subscribers

S.No.	Operators	2068			2069								
		Magh	Falgun	Chaitra	Baishakha	Jestha	Ashad	Shrawan	Bhadra	Ashwin	Kartik	Mangsir	Poush
1	NDCL	7,435,929	7,522,136	7,570,860	7,633,794	7,715,633	7,756,318	7,893,618	7,964,044	8,062,322	8,220,520	8,314,293	8,414,901
2	UTL	604,568	613,801	616,392	623,869	631,232	637,304	645,000	653,637	660,651	667,594	674,129	682,613
3	Ncell	7,178,008	7,463,071	7,699,070	7,888,010	8,101,779	8,338,065	8,492,497	8,603,223	8,757,281	8,912,643	9,045,751	9,133,305
4	STM	5,336	5,336	5,336	5,344	5,344	5,347	5,352	5,354	5,356	5,356	5,357	5,360
5	NSTPL	140,395	146,319	146,319	146,319	146,319	146,319	149,708	149,708	149,708	149,708	149,708	149,708
6	STPL	250,926	311,227	311,227	355,914	377,227	395,736	419,445	419,445	419,445	493,544	521,999	561,469
7	Others	1,742	1,742	1,742	1,742	1,742	1,742	1,742	1,742	1,742	1,742	1,742	1,742



1.4 Quality of Service Report for the Month of Poush, 2069 (13 January, 2013)

Network Performance & Billing Complaints

S. No.	Parameter	Benchmark	NDCL	NCELL	UTL	STM	SMART	NSTPL
1.	Service Access Delay (in seconds)	< 15sec	NS	NS	NS	NS	NS	NS
2.	Call Set Up Success Rate (CSSR)	> 90%	NS	99.1	NS	NS	NS	NS
3.	Call Drop Ratio (CDR)	< 3%	NS	0.2	NS	NS	NS	NS
4.	Point of Interconnection (POI) Congestion with (National)	<1%	NS	NS	NS	NS	NS	NS
	POI with NDCL		NA	75.81	NS	NS	NS	NS
	POI with NCELL		NS	NA	NS	NS	NS	NS
	POI with UTL		NS	1.44	NA	NS	NS	NS
	POI with SmartTel		NS	64.47	NS	NS	NA	NS
	POI with STM		NS	54.60	NS	NA	NS	NS
	POI with NSTPL		NS	43.18	NS	NS	NS	NS
5.	Point of Interconnection (POI) Congestion with (International)	<1%	-	-	-	NS	-	-
	POI with NDCL		NA	NS	NS	NS	NS	NS
	POI with NCELL		NS	NA	NS	NS	NS	NS
	POI with UTL		NS	NS	NA	NS	NS	NS
	POI with SmartTel		NS	NS	NS	NS	NA	NS
	POI with STM		NS	NS	NS	NA	NS	NS
	POI with NSTPL		NS	NS	NS	NS	NS	NS
6.	(i) % of calls answered (electronically) IVR		-	NS	-	-	-	-
	Within 30 sec	80%	NS	NS	NS	NS	NS	NS
	Within 60 sec	90%	NS	NS	NS	NS	NS	NS
	(ii) % of calls answered by Operator (Voice to Voice)		-	NS	-	NS	-	-

	Within 60 sec	80%	NS	43.61%	NS	NS	NS	NS
	Within 90 sec	90%	NS	92%	NS	NS	NS	NS
7.	GOS on Air Interface	< 5% long Term	NS	NS	NS	NS	NS	NS
		< 10 % Short Term	NS		NS	NS	NS	NS
8.	GOS on MSC - BSC Interface	< 1 %	NS	0.00%	NS	NS	NS	NS
9.	Billing complaints per 1000 bills issued per month	< 1 %	NS	NS	NS	NS	NS	NS
10.	% of billing complaints cleared within a month	>99%	NS	100.00%	NS	NS	NS	NS

PoI - Point of Interconnection

NDCL - Nepal Doorsanchar Company Limited

Ncell - Ncell Private Limited

UTL - United Telecom Limited

STM - STM Telecom Sanchar Private Limited

SMART - Smart Telecom Private Limited

NSTPL - Nepal Satellite Telecom Private Limited

FWT - Fixed Wireless Terminal

LM - Limited Mobility

GoS - Grade of Service

MSC - Mobile Switching Center

BSC - Base Station Controller

IVR - Interactive Voice Response

NA - Not Applicable

NS - Not Submitted

1.5 Licence issued by NTA* (Existing as of Poush, 2069, 15 December, 2012)

S.No.	Name of the Services	Number of the licensee
1.	Basic Telecommunications	3
2.	GSM Cellular Mobile	2
3.	Network Service Provider	7
4.	VSAT User	71
5.	Internet (With E-mail)	42
6.	GMPCS	2
7.	Rural Telecom	2
8.	Limited Mobility	108
9.	International Trunk Telephone	4
10.	Rural VSAT User	16
11.	Rural Internet Service Provider	6
	Total	263

* Year wise licensing activity of NTA is shown in Appendix-1

2. NTA Activities

2.1 Type Approval Certificate: N/A

2.2 Foreign Currency Recommendation: Recommendation for Payment of Bandwidth Cost: NTA, pursuant to section 35 of Telecommunication Act, 1997, recommended to MOIC to avail Foreign Exchange facility to the licensees for the payment of Bandwidth cost to an aggregated amount of NRs. 177,025,041.94 in the month of Poush.

Recommendation for Import of Telecommunications Equipment: During the month of Poush recommendation for the import of telecommunications equipment amounting to a total of NRs. 74,624,016.32 had been made by NTA.

2.3 License Renewal:

S.No.	Name of Licensee	Service	Date (mm/dd/yy)
1.	Ncell Pvt. Limited, Naya Baneshwor, Kathmandu	International Trunk Telephone (ILD)	9/20/2069

2.4 Human Resource and Capacity Building:

a) National Training, Seminar, Study and Observation Tours/Visit:

S.No.	Program	Date	Place	Participant's Name
1.	To inspect BTS of Smart Telecom	2069/9/29 to 2069/10/8	Palpa and Syangza	Sunder Pyakurel Assistant Director Binod Chandra Shrestha Assistant Director

b) International Training, Seminar, Study and Observation Tours/Visit:

S.No.	Program	Date	Place	Participant's Name
1.	To participate in Workshop on Spectrum	2069/9/2 to 2069/9/5	New Delhi	Min Prasad Aryal Deputy Director

3. NTA's Major Decisions during the month of Poush 2069: N/A

4. List of the members of Nepal Telecommunications Authority

S.No.	Members Name	Designation	Date of Appointment
1.	Mr. Girindra Raj Adhikari	Member	2065/09/17
2.	Mr. Mahesh Prasad Adhikari	Member	2068/11/04
3.	Mr. Anil Kumar Dhungel	Member	2068/11/04
4.	Mr Dhan Raj Gnyawali	Member	2068/08/19

For Details Contact :

Mr. Arjun Ghimire

Deputy Director

Mr. Sandip Adhikari

Assistant Director

Consumer and Economic Analysis Section

Bluestar Office Complex,

Tripureshwor, Kathmandu

Phone No.: +977-1-4101030-38 (Ext. 243, 224)

Fax No.: +977-1-4101034

E-mail: aghimire@nta.gov.np, sadhikari@nta.gov.np

URL: www.nta.gov.np

NTA Licensing Activity at a glance as of 15 August 2012 (End of Ashad 2069)

S. No.	Services	Fiscal Year														Existing	
		Till 056/57	057/58	058/59	059/60	060/61	061/62	062/63	063/64	064/65	065/66	066/67	067/68	068/69	Total		License Cancelled
1	Basic Telecommunication	0	1	0	1	0	0	0	0	1	0	0	0	0	3	0	3
2	GSM Mobile	1	0	0	0	0	1	0	0	0	0	0	0	0	2	0	2
3	Network Service Provider	6	1	3	0	1	0	0	2	1	0	1	0	0	15	8	7
4	VSAT User	16	8	11	15	20	6	41	7	0	6	22	0	5	160	80	80
5	Internet (with e-mail)	13	2	3	2	6	6	7	3	3	7	12	5	1	70	29	41
6	Radio Paging	6	2	0	0	0	0	0	0	0	0	0	0	0	8	8	0
7	Fax Mail	4	2	0	0	0	0	0	0	0	0	0	0	0	6	6	0
8	Video Conferencing	1	0	0	0	0	0	0	0	0	0	0	0	0	1	1	0
9	GMPCS	0	0	0	2	0	0	0	1	0	0	0	0	0	3	0	3
10	Rural Telecom	0	0	0	0	1	0	0	0	1	0	0	0	0	2	0	2
11	Limited Mobility	0	0	0	0	0	0	2	4	4	3	35	61	0	109	1	108
12	Int. Trunk Telephone	0	0	0	0	0	0	0	0	2	0	0	1	1	4	0	4
13	Rural VSAT User	0	0	0	0	0	0	0	0	1	2	5	3	5	18	0	18
14	Rural ISP	0	0	0	0	0	0	0	0	0	1	5	0	0	6	0	6
Total		47	16	17	20	28	13	50	17	13	19	80	70	12	407	133	274

Source: NTA License Section

A Glimpse of Subscriber's of Internet Service as on Poush, 2069

S.No.	Company Name	Dialup (PSTN +ISDN)	Wireless Modem, Optical Fiber Ethernet	Cable Modem, Cable etc.	Total
1	STM Telecom Sanchar Pvt.Ltd., Baluwatar, Kathmandu	-	131	-	131
2	Sustainable Network Pvt.Ltd. Pulchok, Lalitpur	-	111	-	111
3	Cherry World Communication P.Ltd., New Baneshwor, Kathamandu*	-	162	18	180
4	Subisu Cablenet Pvt. Ltd. Baluwatar, Kathmandu*	-	2,470	5,973	8,443
5	Fiber Online Pvt. Ltd., Jawalakhel, Lalitpur*	-	-	474	474
6	Everest Net (Pvt) Ltd. Jawalakhel, Lalitpur*	1,370	-	-	1,370
7	Namche Networks Pvt. Ltd.*	-	10	8	18
8	Pokhara Internet Pvt. Ltd., Pokhara, Kaski*	-	-	15	15
9	Broadlink Network & Communication Pvt.Ltd., Kathmandu	-	33,079	-	33,079
10	WorldLink Communications (Pvt.) Ltd. Jawalakhel, Lalitpur*	3,495	7,605	8,350	19,450
11	Surfin Pvt.Ltd., Putalisadak, Kathmandu*	-	34	-	34
12	I Plus Pvt. Ltd, Lazimpat*	-	-	115	115
13	Classic Tech Pvt. Ltd., Baneshwor, Kathamandu*	-	469	33	502
14	Square Networks Pvt. Ltd.*	-	15	3	18
15	Mitra Networkr Pvt.Ltd. Manbhawan, Lalitpur*	-	10	65	75
16	Japan Nepal Information Communication Technology, Kalikasthan*	152	-	-	152
17	Himalayan Online Services (Pvt) Ltd. Durbarmarg, Kathmandu*	-	266	653	919
18	Vianet communicatuins Pvt. Ltd., Sidhibhawan, Kathmandu	400	624	474	1,498
19	Eastlink Technology Pvt. Ltd., Tripureshwor, Kathamandu	-	211	-	211
20	Health Net Nepal, Jaya Bageswori, Kathmandu*	-	-	24	24
21	Mercantile Communication (Pvt). Ltd. DurbarMarg, Kathmandu*	5,130	455	818	6,403

22	Allied Net Link Technologies Pvt. Ltd., Marajgunj, Kathmandu*	-	57	-	57
23	Satelink Nepal Pvt.Ltd., Maharajgunj, Kathmandu*	-	19	70	89
24	Net Max Technologies P. Ltd, Anamnagar, Kathmandu*	-	62	43	105
25	Zentech International*	-	139	-	139
26	Eastern Networks Pvt. Ltd., Naxal, Kathmandu*	-	-	206	206
27	Web Surfer Nepal Company. System Pvt. Ltd. Naxal, Kathmandu	-	3,972	571	4,543
28	Radius Communication Pvt.Ltd., Putalisadak, Kathmandu*	-	-	136	136
29	Netplus Technology Pvt.Ltd*	-	36	136	172
Total		10,547	49,937	18,185	78,669

* Those ISP who did not submit the data for the month of Poush.