

Year: XX

ISSUE: 192

Volume: 242

**Nepal Telecommunications Authority**

# **Telecommunication Indicators**

**Poush, 2081**

P.O. Box No. 9754  
Jamal, Kathmandu, Nepal  
Phone No.: +977-1-5355474  
Fax No.: +977-1-5355250  
E-mail: ntra@nta.gov.np, info@nta.gov.np  
Website: www.nta.gov.np

Published on  
Magh, 2081

---

## Contents

|            |  |    |
|------------|--|----|
| <u>1.</u>  | <u>Voice Telephony</u> .....   | 3  |
| <u>1.1</u> | <u>Subscription of Voice Telephony Service</u> .....                                     | 3  |
| <u>1.2</u> | <u>Service wise Market Proportion of Voice Service (Based on Subscription)</u> .....     | 4  |
| <u>1.3</u> | <u>Operator-wise Market Proportion of Voice Service (Based on Sim Subscription)</u> .... | 5  |
| <u>1.4</u> | <u>Population Penetration (%) of Voice Service (Based on Subscription)</u> .....         | 6  |
| <u>2.</u>  | <u>Internet Service</u> .....  | 7  |
| <u>2.1</u> | <u>Subscription of Broadband Internet Service</u> .....                                  | 7  |
| <u>2.2</u> | <u>Market Proportion of Data Service (Technology-wise)</u> .....                         | 8  |
| <u>2.3</u> | <u>Market Proportion of Mobile Broadband Service (Based on Sim Subscription)</u> .....   | 9  |
| <u>2.4</u> | <u>Population Penetration of Broadband Service (Based on Subscription)</u> .....         | 10 |
| <u>2.6</u> | <u>Market proportion of Fixed Broadband service (Operator-wise)</u> .....                | 12 |
| <u>2.7</u> | <u>Technology used in Broadband Service</u> .....  | 13 |

# 1. Voice Telephony

## 1.1 Subscription of Voice Telephony Service

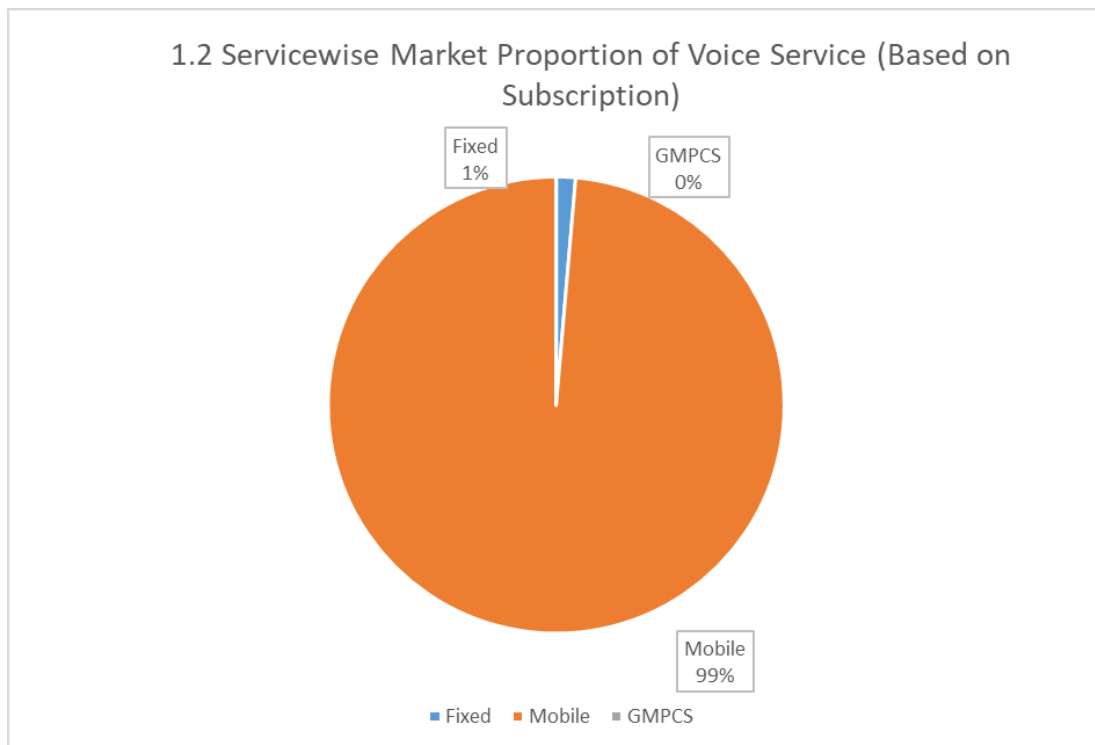
| Operator                       | Service | Technology | Total Number of Subscribers |
|--------------------------------|---------|------------|-----------------------------|
| Nepal Doorsanchar Company Ltd. | Fixed   | PSTN       | 36,125                      |
|                                |         | FTTH Voice | 371,800                     |
|                                |         | VSAT       | -                           |
|                                |         | WLL#       | -                           |
|                                | Mobile  | CDMA       | -                           |
|                                |         | GSM/IMT    | 14,808,525                  |
| Ncell Company Ltd.             |         | GSM/IMT    | 14,737,205                  |
| Constellation Pvt. Ltd.        | GMPCS   | GMPCS      | 1,053                       |
| I4 Technology Pvt.Ltd.         |         | GMPCS      | 3                           |
| <b>Total</b>                   |         |            | <b>29,954,711</b>           |

Population (Census reference 2078): 2,91,64,578 (Source: cbs.gov.np)

# CDMA/ WLL service phased out by Nepal Doorsanchar Company Ltd. from Shrawan, 2080.

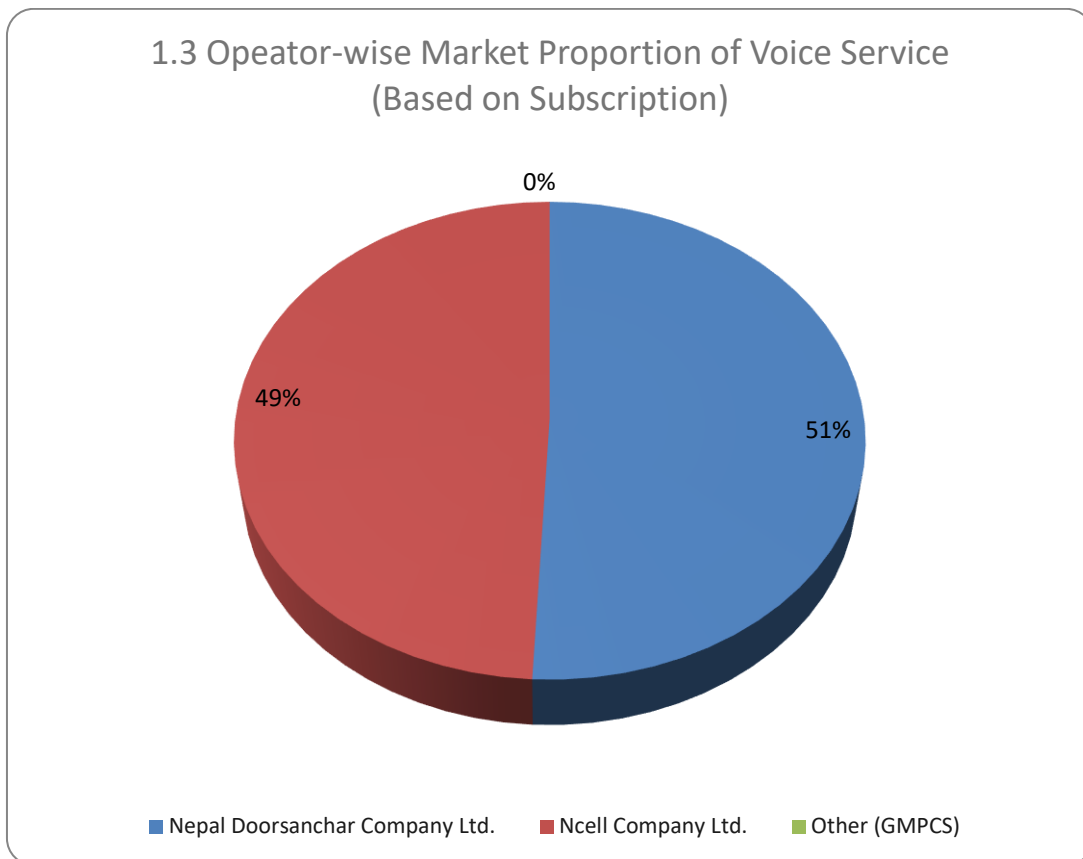
## 1.2 Service wise Market Proportion of Voice Service (Based on Subscription)

| Voice Telephony Service | Number of Subscriber | Market Proportion (%) |
|-------------------------|----------------------|-----------------------|
| Fixed                   | 407,925              | 1.362                 |
| Mobile                  | 29,545,730           | 98.635                |
| GMPCS                   | 1,056                | 0.004                 |
| <b>Total</b>            | <b>29,954,711</b>    | <b>100.00</b>         |



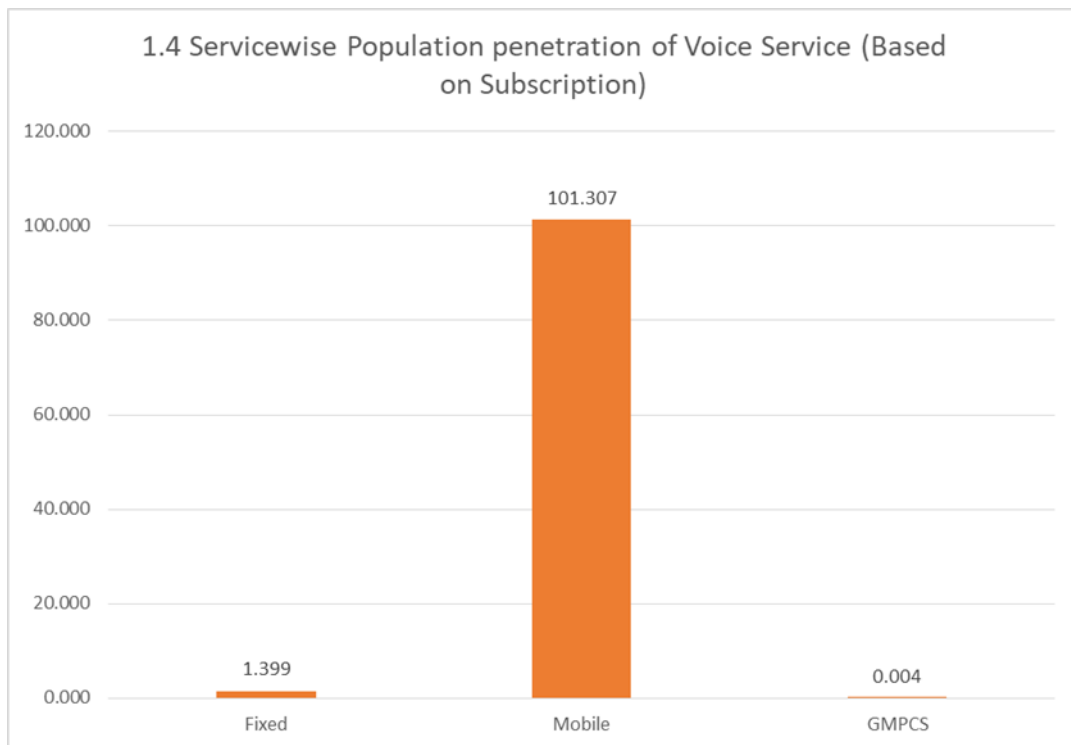
### 1.3 Operator-wise Market Proportion of Voice Service (Based on Sim Subscription)

| Operator                       | Number of Subscriber | Market Proportion (%) |
|--------------------------------|----------------------|-----------------------|
| Nepal Doorsanchar Company Ltd. | 15,216,450           | 50.798                |
| Ncell Company Ltd.             | 14,737,205           | 49.198                |
| Other (GMPCS)                  | 1,056                | 0.004                 |
| <b>Total</b>                   | <b>29,954,711</b>    | <b>100.000</b>        |



### 1.4 Population Penetration (%) of Voice Service (Based on Subscription)

| Voice Telephony Service | Number of Subscriber | Population Penetration (%) |
|-------------------------|----------------------|----------------------------|
| Fixed                   | 407,925              | 1.399                      |
| Mobile                  | 29,545,730           | 101.307                    |
| GMPCS                   | 1,056                | 0.004                      |
| <b>Total</b>            | <b>29,954,711</b>    | <b>102.709</b>             |



## 2. Internet Service

### 2.1 Subscription of Broadband Internet Service

| Services                   |              | No.of Subscriptions            |                    |           | Total Subscriptions |
|----------------------------|--------------|--------------------------------|--------------------|-----------|---------------------|
|                            |              | Nepal Doorsanchar Company Ltd. | Ncell Company Ltd. | ISPs      |                     |
| Fixed Broadband (Wired)    | ADSL/Cable   | 1,882                          | -                  | 8         | 1,890               |
|                            | FTTH         | 318,957                        | -                  | 2,631,801 | 2,950,758           |
| Fixed Broadband (Wireless) | Radio (WIFI) | 27,523                         | -                  | 4,390     | 31,913              |
| Mobile Broadband           | 3G           | 776,035                        | 147,621            | -         | 923,656             |
|                            | 4G           | 13,157,837                     | 11,917,582         | -         | 25,075,419          |
|                            | EVDO         |                                |                    |           | 0                   |
| <b>Total</b>               |              | 14,282,234                     | 12,065,203         | 2,636,199 | 28,983,636          |

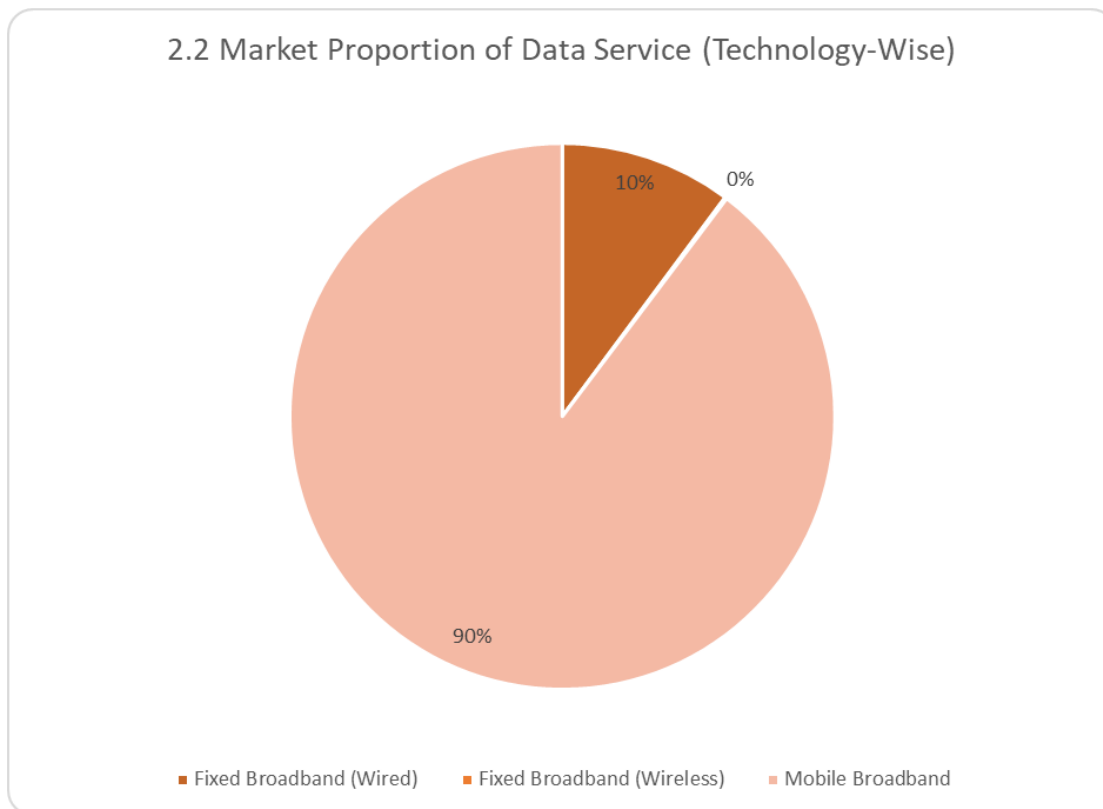
**Note:** Data/Internet Service through GPRS Service is excluded in Broadband subscription.

# 1 Connection equal to 4.37 subscribers for fixed broadband (Source: cbs.gov.np)

# EVDO service phased out by Nepal Doorsanchar Company Ltd. from Shrawan, 2080.

## 2.2 Market Proportion of Data Service (Technology-wise)

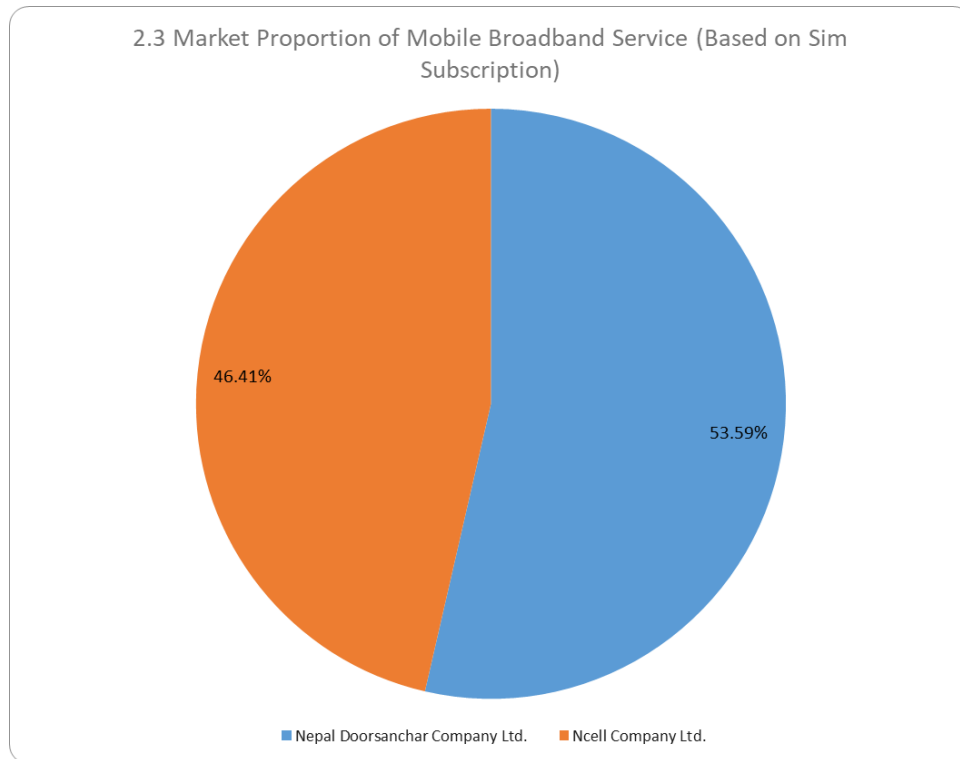
| Broadband Services             | Number of Subscription | Market Proportion (%) |
|--------------------------------|------------------------|-----------------------|
| Fixed Broadband (Wired)        | 2,952,648              | 10.19                 |
| Fixed Broadband (Wireless)     | 31,913                 | 0.11                  |
| Mobile Broadband               | 25,999,075             | 89.70                 |
| <b>Total Broadband Service</b> | <b>28,983,636</b>      | <b>100.00</b>         |





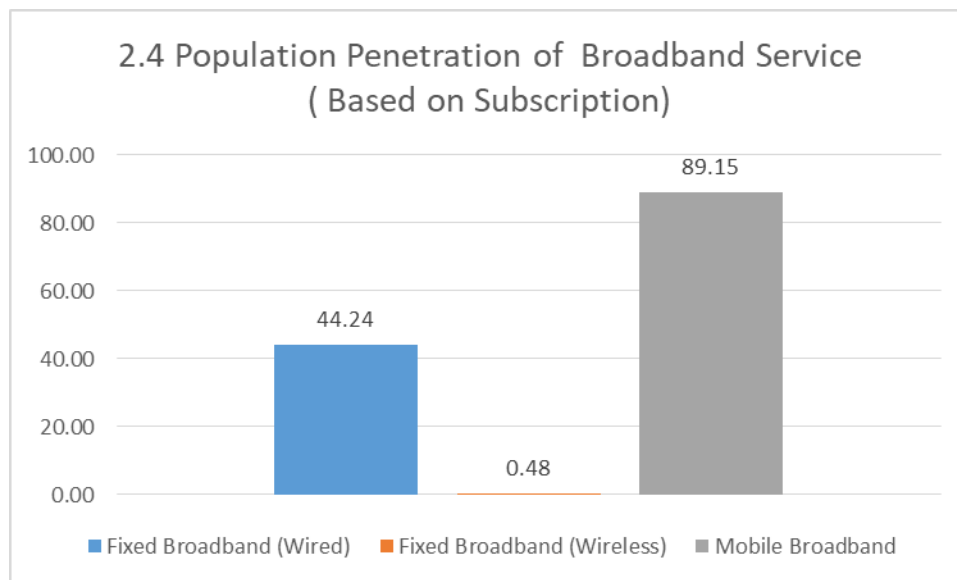
### 2.3 Market Proportion of Mobile Broadband Service (Based on Sim Subscription)

| Operator                       | Number of Subscription | Market Proportion (%) |
|--------------------------------|------------------------|-----------------------|
| Nepal Doorsanchar Company Ltd. | 13,933,872             | 53.59                 |
| Ncell Company Ltd.             | 12,065,203             | 46.41                 |
| <b>Total</b>                   | <b>25,999,075</b>      | <b>100.00</b>         |



## 2.4 Population Penetration of Broadband Service (Based on Subscription)

| Broadband Services         | Number of         |                   | Population Penetration(%) |
|----------------------------|-------------------|-------------------|---------------------------|
|                            | Subscriptions     | Subscribers       |                           |
| Fixed Broadband (Wired)    | 2,952,648         | 12,903,072        | 44.24                     |
| Fixed Broadband (Wireless) | 31,913            | 139,460           | 0.48                      |
| Mobile Broadband           | 25,999,075        | 25,999,075        | 89.15                     |
|                            | <b>28,983,636</b> | <b>39,041,607</b> | 133.87                    |

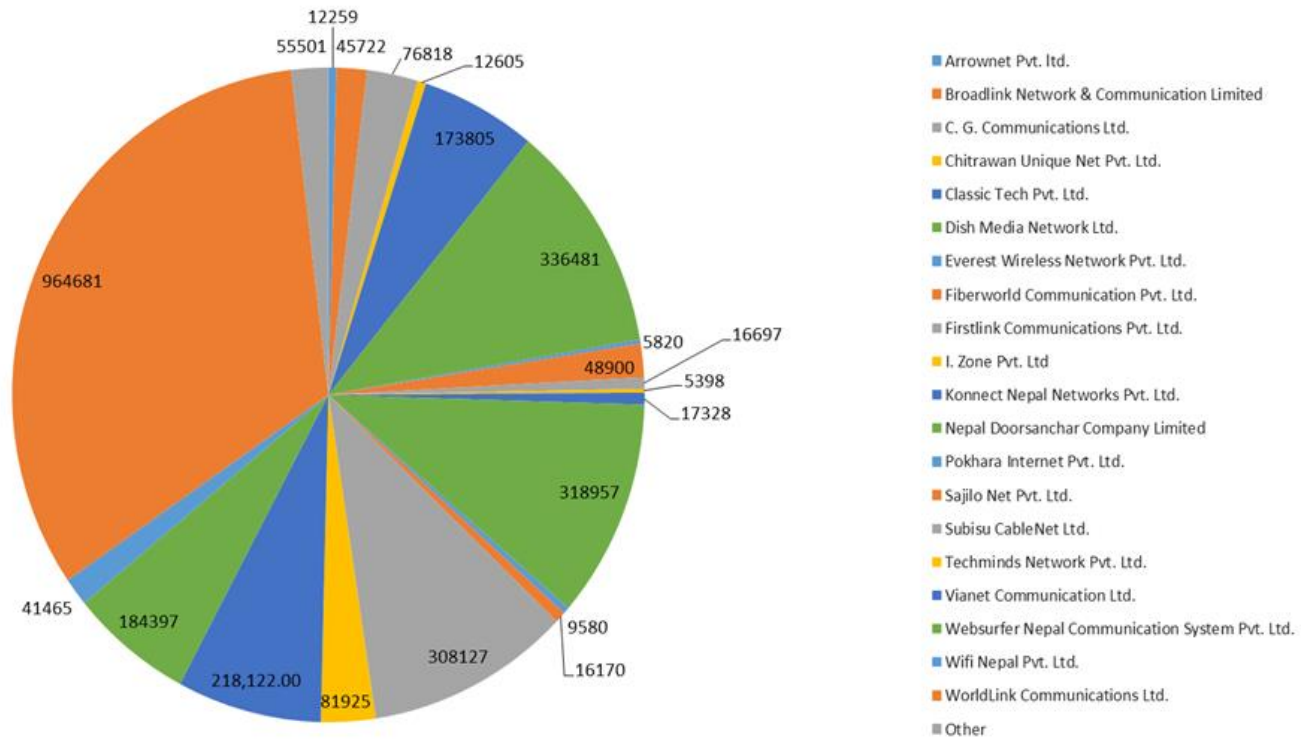


## 2.5 List of Top Twenty Internet Service Providers ( Based on Number of subscriber-Fixed Broadband)

| S.N.         | Operator                                       | Fiber     | ADSL/<br>Cable | Wireless | Total     | Market Share<br>(in %) | Rank |
|--------------|--|-----------|----------------|----------|-----------|------------------------|------|
| 1            | Arrownet Pvt. Ltd.                             | 12,259    | 0              | 72       | 12,331    | 0.41%                  | 18   |
| 2            | Broadlink Network & Communication Limited      | 45,722    | 0              | 98       | 45,820    | 1.54%                  | 12   |
| 3            | C. G. Communications Ltd.                      | 76,818    | 0              | 0        | 76,818    | 2.57%                  | 9    |
| 4            | Chitrawan Unique Net Pvt. Ltd.                 | 12,605    | 0              | 0        | 12,605    | 0.42%                  | 17   |
| 5            | Classic Tech Pvt. Ltd.                         | 173,805   | 0              | 699      | 174,504   | 5.85%                  | 7    |
| 6            | Dish Media Network Ltd.                        | 336,481   | 0              | 0        | 336,481   | 11.27%                 | 3    |
| 7            | Everest Wireless Network Pvt. Ltd.             | 5,820     | 0              | 1,540    | 7,360     | 0.25%                  | 20   |
| 8            | Fiberworld Communication Pvt. Ltd.             | 48,900    | 0              | 268      | 49,168    | 1.65%                  | 11   |
| 9            | Firstlink Communications Pvt. Ltd.             | 16,697    | 0              | 0        | 16,697    | 0.56%                  | 15   |
| 10           | I. Zone Pvt. Ltd.                              | 5,398     | 0              | 0        | 5,398     | 0.18%                  | 21   |
| 11           | Konnect Nepal Networks Pvt. Ltd.               | 17,328    | 0              | 0        | 17,328    | 0.58%                  | 14   |
| 12           | Nepal Doorsanchar Company Limited              | 318,957   | 1,882          | 27,523   | 348,362   | 11.67%                 | 2    |
| 13           | Pokhara Internet Pvt. Ltd.                     | 9,580     | 0              | 152      | 9,732     | 0.33%                  | 19   |
| 14           | Sajilo Net Pvt. Ltd.                           | 16,170    | 0              | 0        | 16,170    | 0.54%                  | 16   |
| 15           | Subisu CableNet Ltd.                           | 308,127   | 0              | 0        | 308,127   | 10.32%                 | 4    |
| 16           | Techminds Network Pvt. Ltd.                    | 81,925    | 0              | 216      | 82,141    | 2.75%                  | 8    |
| 17           | Vianet Communication Ltd.                      | 218,122   | 0              | 0        | 218,122   | 7.31%                  | 5    |
| 18           | Websurfer Nepal Communication System Pvt. Ltd. | 184,397   | 0              | 547      | 184,944   | 6.20%                  | 6    |
| 19           | Wifi Nepal Pvt. Ltd.                           | 41,465    | 0              | 0        | 41,465    | 1.39%                  | 13   |
| 20           | WorldLink Communications Ltd.                  | 964,681   | 1              | 355      | 965,037   | 32.33%                 | 1    |
| 21           | Other  | 55,501    | 7              | 443      | 55,951    | 1.87%                  | 10   |
| <b>Total</b> |  | 2,950,758 | 1,890          | 31,913   | 2,984,561 | 100%                   |      |

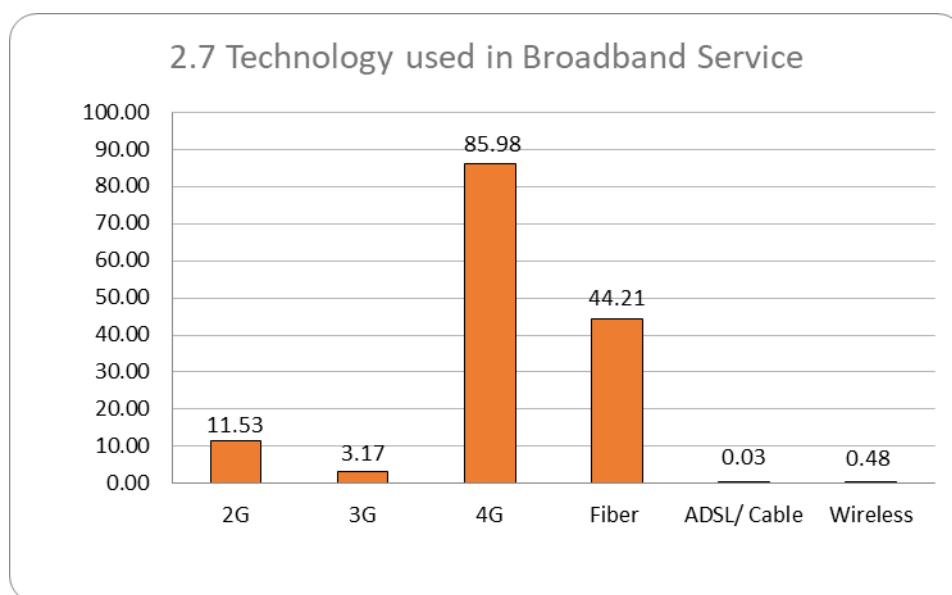
## 2.6 Market proportion of Fixed Broadband service (Operator-wise)

2.6 List of Top Twenty Isp( Based on Number of subscriber-Fixed Broadband)



## 2.7 Technology used in Broadband Service

| Technology                 | Number of user | Population Penetration Proportion(%) |
|----------------------------|----------------|--------------------------------------|
| 2G                         | 3,362,296      | 11.53                                |
| 3G                         | 923,656        | 3.17                                 |
| 4G                         | 25,075,419     | 85.98                                |
| Fiber                      | 12,894,812     | 44.21                                |
| ADSL/ Cable                | 8,259          | 0.03                                 |
| Wireless                   | 139,460        | 0.48                                 |
| Total                      | 42,403,903     | 145.40                               |
| Family Size                |                | 4.37                                 |
| Population of Nepal (2078) |                | <b>29,164,578</b>                    |



### **Contact:**

Nepal Telecommunications Authority

Jamal, Kathmandu

Phone No.: +977-1-5355474

Fax No.: +977-1-5355250

E-mail: [info@nta.gov.np](mailto:info@nta.gov.np), [ntra@nta.gov.np](mailto:ntra@nta.gov.np)