

Year: XX

ISSUE: 188

Volume: 238

Nepal Telecommunications Authority

Telecommunication Indicators

Bhadra, 2081

P.O. Box No. 9754
Jamal, Kathmandu, Nepal
Phone No.: +977-1-5355474
Fax No.: +977-1-5355250
E-mail: ntra@nta.gov.np, info@nta.gov.np
Website: www.nta.gov.np

Published on
Bhadra, 2081

Contents

1. Voice Telephony	3
1.1 Subscription of Voice Telephony Service	3
1.2 Service wise Market Proportion of Voice Service (Based on Subscription)	4
1.3 Operator-wise Market Proportion of Voice Service (Based on Sim Subscription)	5
1.4 Population Penetration (%) of Voice Service (Based on Subscription)	6
Internet Service	7
2.1 Subscription of Broadband Internet Service.....	7
2.2 Market Proportion of Data Service (Technology-wise)	8
2.3 Market Proportion of Mobile Broadband Service (Based on Sim Subscription)	9
2.4 Population Penetration of Broadband Service (Based on Subscription)	10
2.6 Market proportion of Fixed Broadband service (Operator-wise)	12
2.7 Technology used in Broadband Service	13

1. Voice Telephony

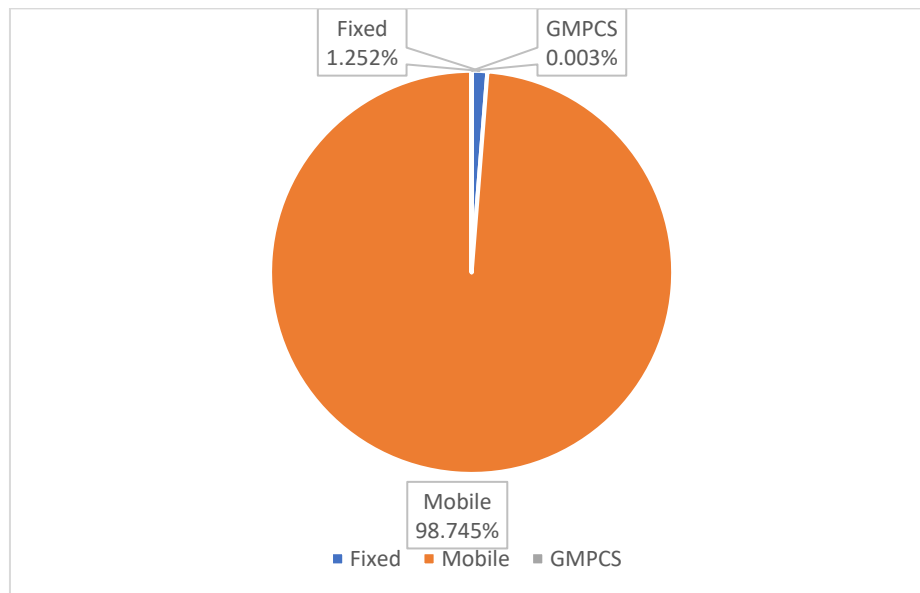
1.1 Subscription of Voice Telephony Service

Operator	Service	Technology	Total Number of Subscribers
Nepal Doorsanchar Company Ltd.	Fixed	PSTN	90,477
		FTTH Voice	373,375
		VSAT	
		WLL#	
	Mobile	CDMA	
GSM/IMT		21,743,903	
Ncell Company Ltd.	GSM/IMT	14,836,653	
Constellation Pvt. Ltd.	GMPCS	GMPCS	1,035
I4 Technology Pvt.Ltd.		GMPCS	3
Total			37,045,446

Population Projection (2011-2031): 2,91,64,578 (Source: cbs.gov.np)
CDMA/ WLL service phased out by Nepal Telecom from Shrawan, 2080

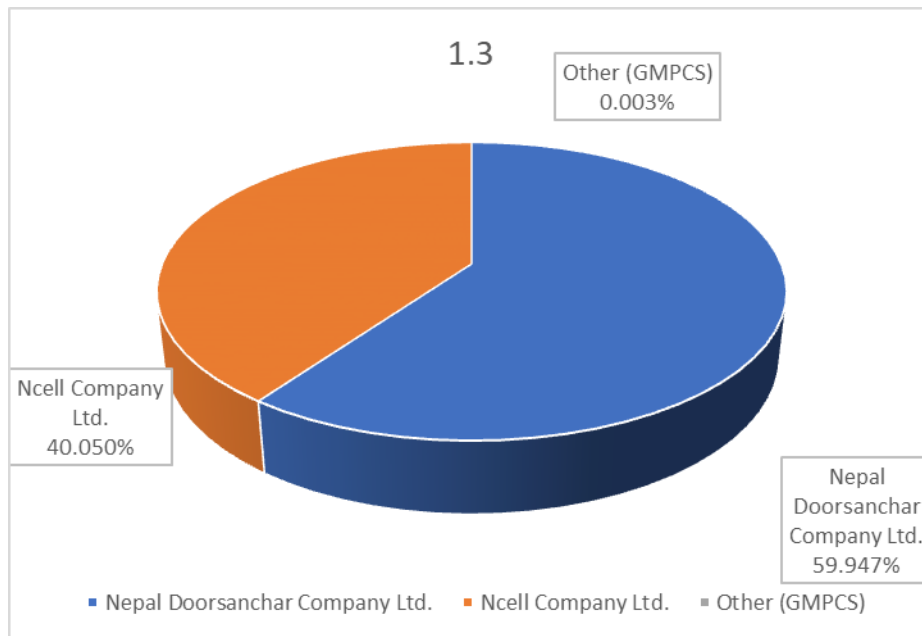
1.2 Service wise Market Proportion of Voice Service (Based on Subscription)

Voice Telephony Service	Number of Subscriber	Market Proportion (%)
Fixed	463,852	1.252
Mobile	36,580,556	98.745
GMPCS	1,038	0.003
Total	37,045,446	100.00



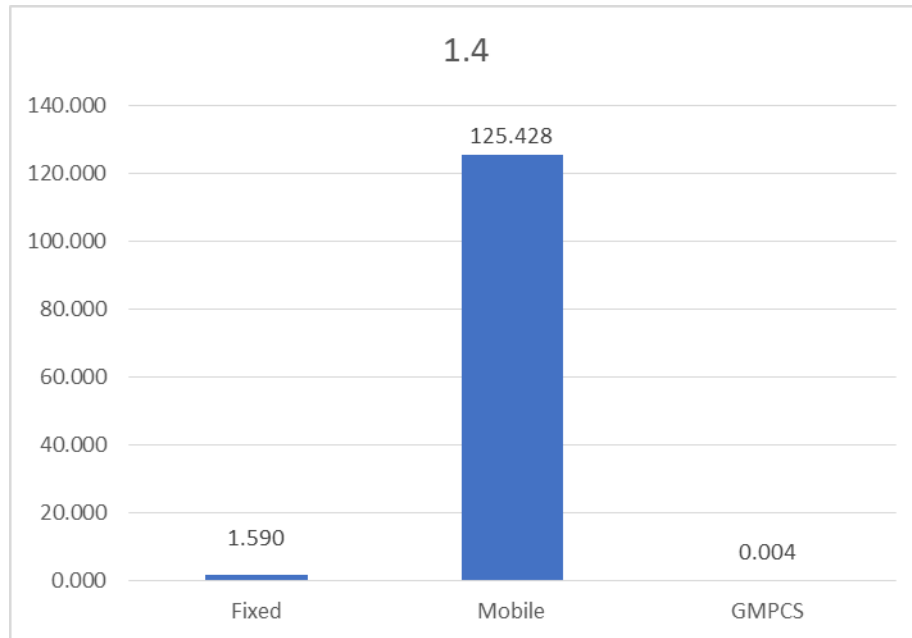
1.3 Operator-wise Market Proportion of Voice Service (Based on Sim Subscription)

Operator	Number of Subscriber	Market Proportion (%)
Nepal Doorsanchar Company Ltd.	22,207,755	59.947
Ncell Company Ltd.	14,836,653	40.050
Other (GMPCS)	1,038	0.003
Total	37,045,446	100.000



1.4 Population Penetration (%) of Voice Service (Based on Subscription)

Voice Telephony Service	Number of Subscriber	Population Penetration (%)
Fixed	463,852	1.590
Mobile	36,580,556	125.428
GMPCS	1,038	0.004
Total	37,045,446	127.022



2. Internet Service

2.1 Subscription of Broadband Internet Service

Services		No.of Subscriptions			Total
		Nepal Doorsanchar Company Ltd.	Ncell Axiata Ltd.	ISPs	
Fixed Broadband (Wired)	ADSL/ Cable	3,419	-	16	3,435
	FTTH	318,648	-	2,606,250.989	2,924,899
Fixed Broadband (Wireless)	Radio (WIFI)	27,640	-	4,531	32,171
Mobile Broadband	3G	4,725,031	189,585	-	4,914,616
	4G	15,667,398	11,694,588	-	27,361,986
	EVDO				-
Total		20,742,136	11,884,173	2,610,798	35,237,107

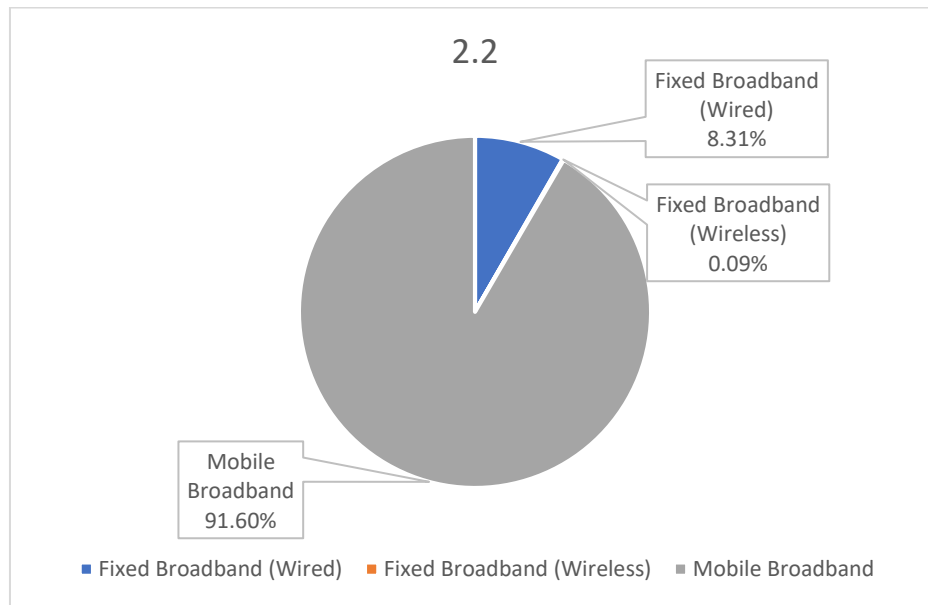
Note: Data/Internet Service through GPRS Service is excluded in Broadband subscription.

1 Connection equal to 4.37 subscribers for fixed broadband (Source: cbs.gov.np)

EVDO service phased out by Nepal Telecom from Shrawan, 2080.

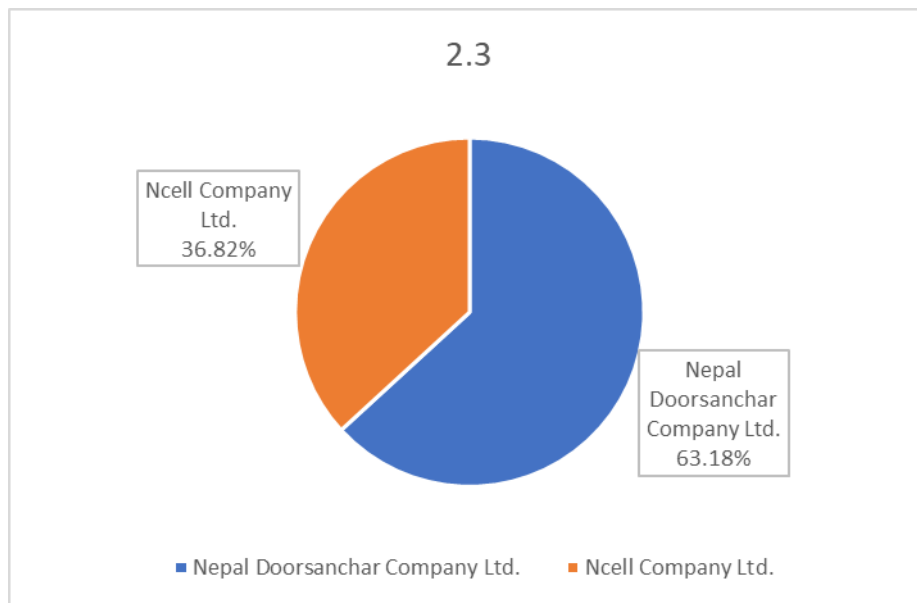
2.2 ata Service (Technology-wise)

Broadband Services	Number of Subscription	Market Proportion (%)
Fixed Broadband (Wired)	2,928,334	8.31
Fixed Broadband (Wireless)	32,171	0.09
Mobile Broadband	32,276,602	91.60
Total Broadband Service	35,237,107	100.00



2.3 Market Proportion of Mobile Broadband Service (Based on Sim Subscription)

Operator	Number of Subscription	Market Proportion (%)
Nepal Doorsanchar Company Ltd.	20,392,429	63.18
Ncell Company Ltd.	11,884,173	36.82
Total	32,276,602	100.00

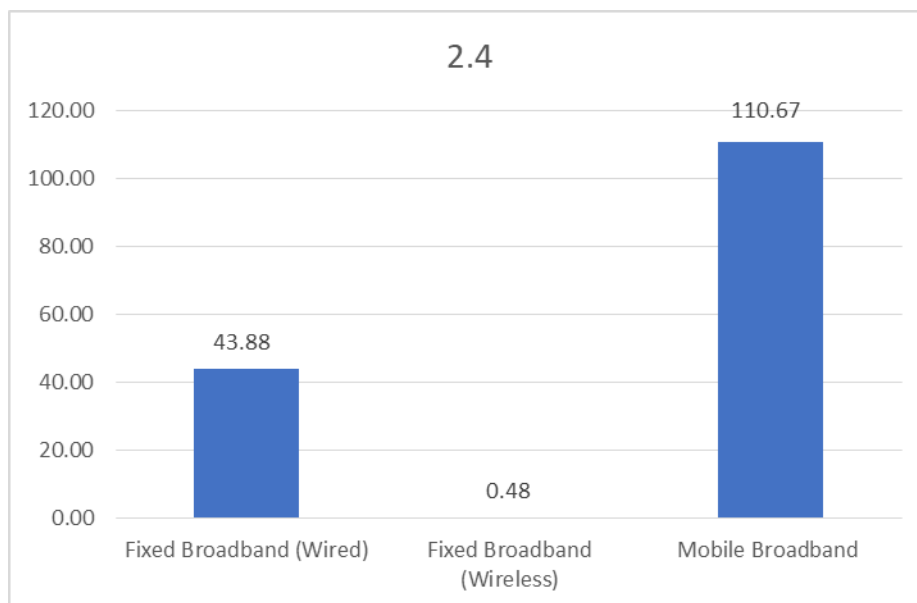


2.4 Population Penetration of Broadband Service (Based on Subscription)

Broadband Services	Number of		Population Penetration(%)
	Subscriptions	Subscribers	
Fixed Broadband (Wired)	2,928,334	12,796,820	43.88
Fixed Broadband (Wireless)	32,171	140,587	0.48
Mobile Broadband	32,276,602	32,276,602	110.67
	35,237,107	45,214,009	155.03

Family Size
Population of Nepal(2078)

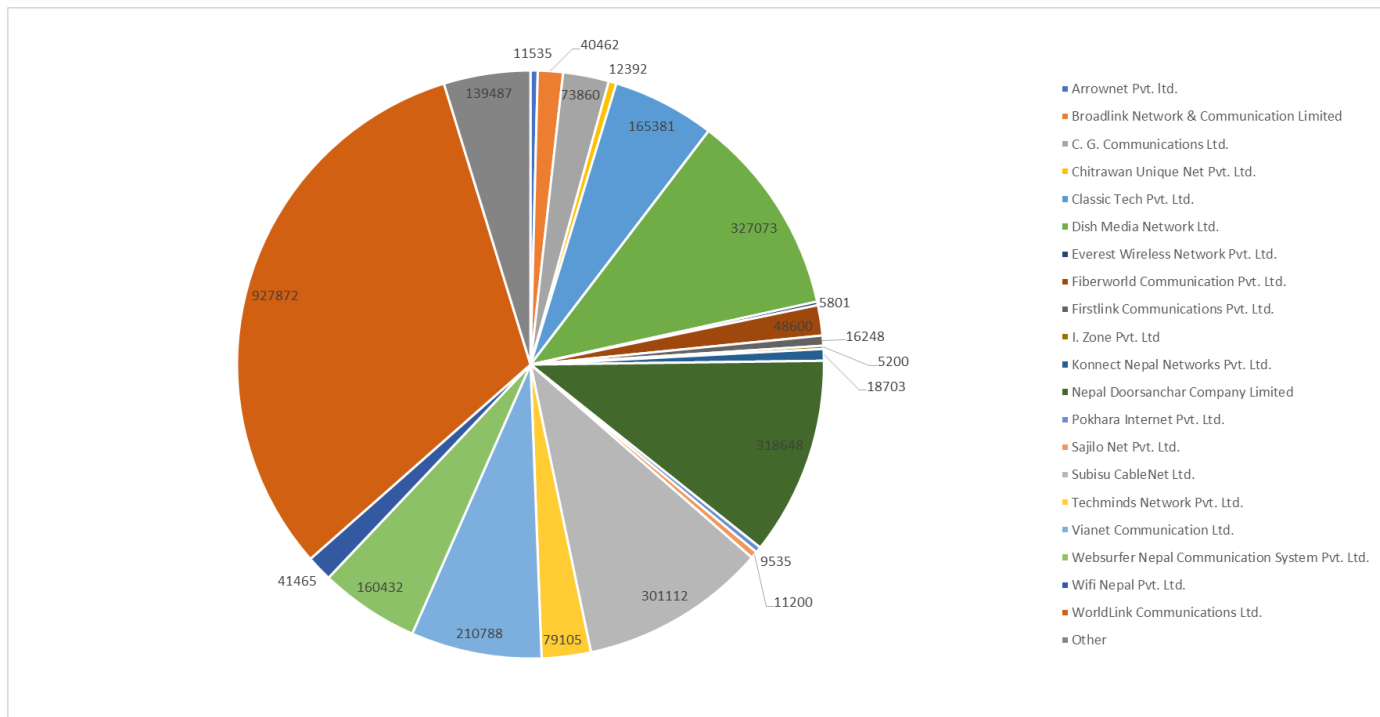
4.37
29,291,746



2.5 List of Top Twenty Internet Service Providers (Based on Number of subscriber-Fixed Broadband)

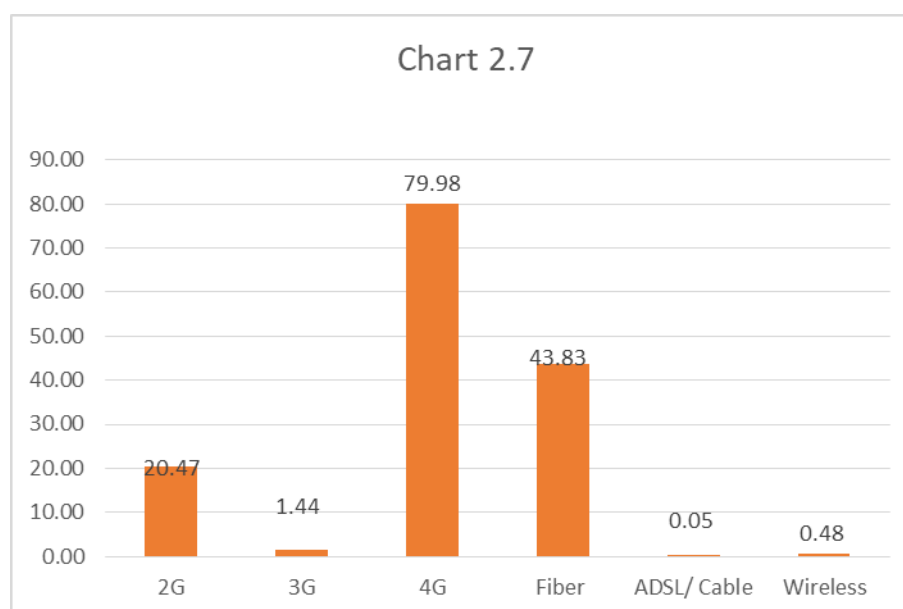
S.no.	Operator	Fiber	ADSL/Cable	Wireless	Total	Market Share (in %)	Rank
1	Arrownet Pvt. ltd.	11,535	0	78	11,613	0.39%	17
2	Broadlink Network & Communication Limited	40,462	0	100	40,562	1.37%	13
3	C. G. Communications Ltd.	73,860	0	0	73,860	2.49%	10
4	Chitrawan Unique Net Pvt. Ltd.	12,392	0	0	12,392	0.42%	16
5	Classic Tech Pvt. Ltd.	165,381	0	703	166,084	5.61%	6
6	Dish Media Network Ltd.	327,073	0	0	327,073	11.05%	3
7	Everest Wireless Network Pvt. Ltd.	5,801	0	1,567	7,368	0.25%	20
8	Fiberworld Communication Pvt. Ltd.	48,600	0	268	48,868	1.65%	11
9	Firstlink Communications Pvt. Ltd.	16,248	0	0	16,248	0.55%	15
10	I. Zone Pvt. Ltd	5,200	0	0	5,200	0.18%	21
11	Konnnect Nepal Networks Pvt. Ltd.	18,703	0	0	18,703	0.63%	14
12	Nepal Doorsanchar Company Limited	318,648	3,419	27,640	349,707	11.81%	2
13	Pokhara Internet Pvt. Ltd.	9,535	0	171	9,706	0.33%	19
14	Sajilo Net Pvt. Ltd.	11,200	0	0	11,200	0.38%	18
15	Subisu CableNet Ltd.	301,112	0	0	301,112	10.17%	4
16	Techminds Network Pvt. Ltd.	79,105	0	226	79,331	2.68%	9
17	Vianet Communication Ltd.	210,788	0	0	210,788	7.12%	5
18	Websurfer Nepal Communication System Pvt. Ltd.	160,432	0	597	161,029	5.44%	7
19	Wifi Nepal Pvt. Ltd.	41,465	0	0	41,465	1.40%	12
20	WorldLink Communications Ltd.	927,872	8	489	928,369	31.36%	1
21	Other	139,487	8	332	139,827	4.72%	8
Total		2,924,899	3,435	32,171	2,960,505	100%	

2.6 Market proportion of Fixed Broadband service (Operator-wise)



2.7 Technology used in Broadband Service

Technology	Number of user	Population Penetration Proportion (%)
2G	4,303,954	14.76
3G	4,914,616	16.85
4G	27,361,986	93.82
Fiber	12,781,809	43.83
ADSL/ Cable	15,011	0.05
Wireless	140,587	0.48
Total	49,517,963	169.79
Family Size		4.37
Population of Nepal(2078)		29,164,578



Contact:

Nepal Telecommunications Authority
 Jamal, Kathmandu
 Phone No.: +977-1-5355474
 Fax No.: +977-1-5355250
 E-mail: info@nta.gov.np, ntra@nta.gov.np