

Nepal Telecommunications Authority

MIS Report

Ashad, 2077 (15 June, 2020– 15 July, 2020)

**P.O. Box No. 9754
Kamaladi, Kathmandu
Phone No.: +977-1-4254681
Fax No.: +977-1-4255250
E-mail: ntra@nta.gov.np, info@nta.gov.np
URL: www.nta.gov.np**

**Published on
Bhadra , 2077 (September, 2020)**

1. Telecom Statistics :- Data of Ashad, 2077 (15 June, 2020)

1.1 Subscription of Voice Telephony Service :-

Service Operator	Fixed			Mobile		Others	Total
	PSTN	WLL	VSAT	GSM	CDMA	GMPCS	
NDCL	664,342	118,506	581	17,480,964	1,683,715	-	19,948,108
UTL	-	-	-	-	-	-	-
NCELL	-	-	-	15,761,903	-	-	15,761,903
NSTPL	-	-	-	-	-	-	-
STPL	-	-	-	2,147,080	-	-	2,147,080
Others	-	-	-	-	-	2,905	2,905
Total	664,342	118,506	581	35,389,947	1,683,715	2,905	37,859,996
		783,429		37,073,662		2,905	
Services							
Fixed							2.62
Mobile							124.09
Others (GMPCS)							0.01
Total							126.72

Population Projection (2011-2031) 29,876,531 (Source: cbs.gov.np)

1.2 Broadband Service

Services		Subscribers					Total
		NDCL	UTL*	NCELL	STPL	ISPs	
Fixed Broadband (Wired)	ADSL #	946,559	-	-	-	-	946,559
	Cable/ FTTH #	181,234	-	-	-	4,353,507	4,534,741
	Internet Lease Line	1,149	-	-	-	-	1149
Fixed Broadband (Wireless)	Radio(Wi-Fi) #	-	-	-	-	144,570	144,570
	Wi MAX #	90,237	-	-	-	-	90,237
Mobile Broadband	3G	8,626,133	-	2,963,498	-	-	11,589,631
	4G	843,969	-	3,746,990	203,148	-	4,794,107
	EVDO	136,573	-	-	-	-	136,573
Total		10,825,854		6,710,488	203,148	4,498,077	22,237,567
Services						Subscription (%)	
Fixed Broadband (Wired) #						18.35	
Fixed Broadband (Wireless) #						0.79	
Mobile Broadband						55.30	
Total Broadband (%)						74.43	

* Data for the month of Ashadh not received

FTTH- Fiber to the Home

NDCL- Nepal Doorsanchar Company Limited

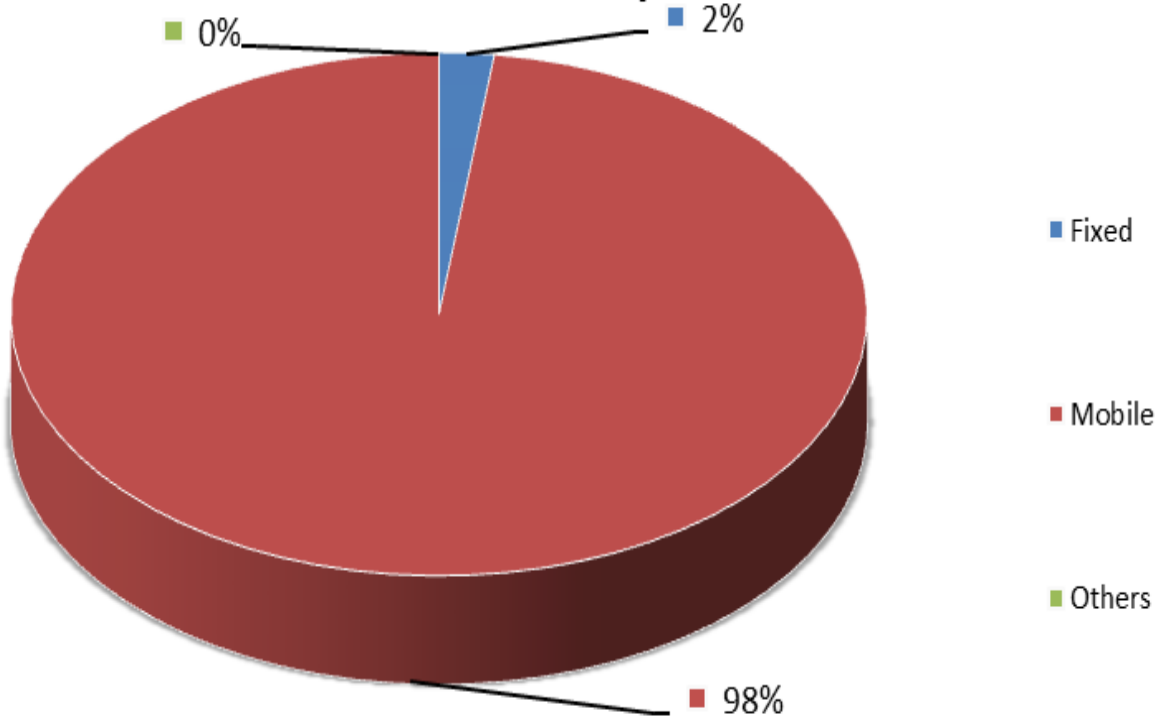
UTL- United Telecom Limited

NCELL- Ncell Pvt. Ltd.

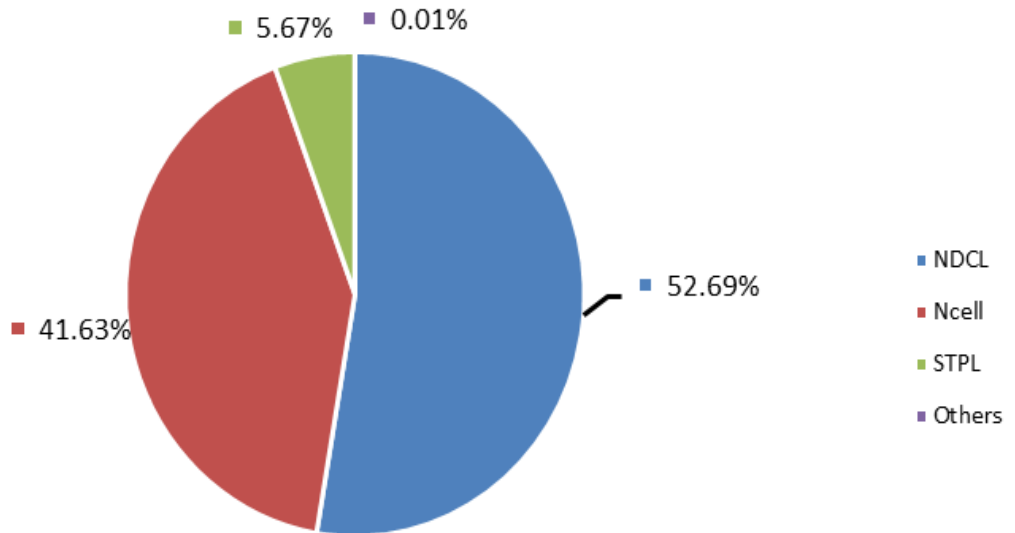
NSTPL- Nepal Satellite Telecom Pvt. Ltd.

STPL- Smart Telecom Pvt. Ltd.

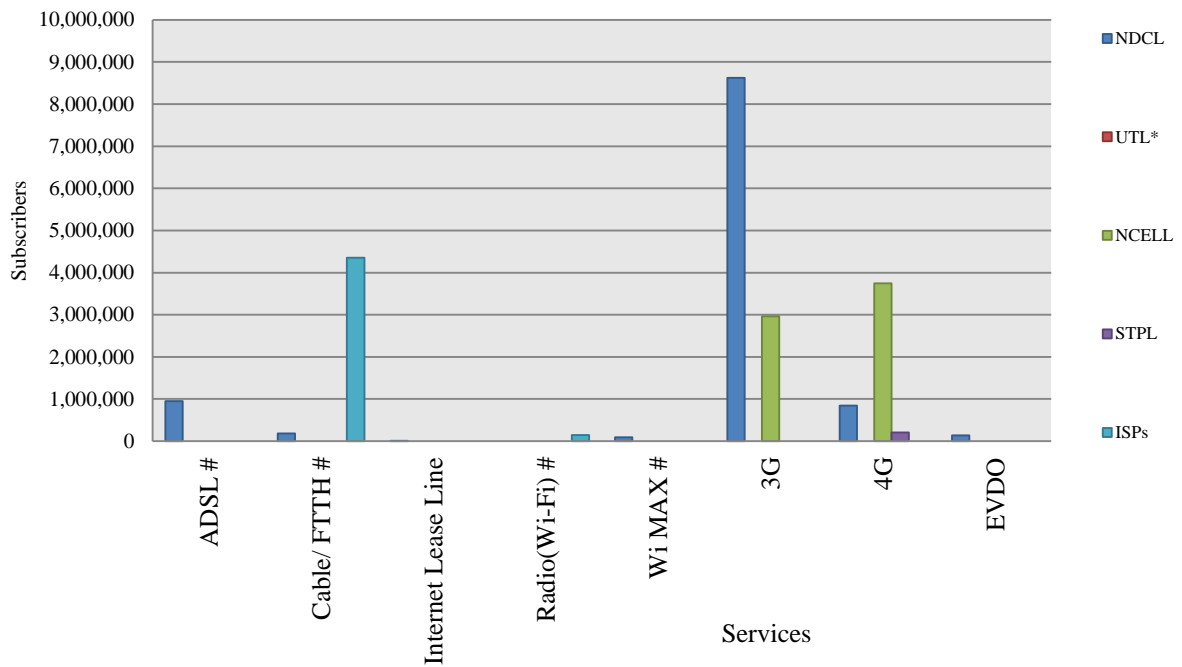
Market share of Telephone Service



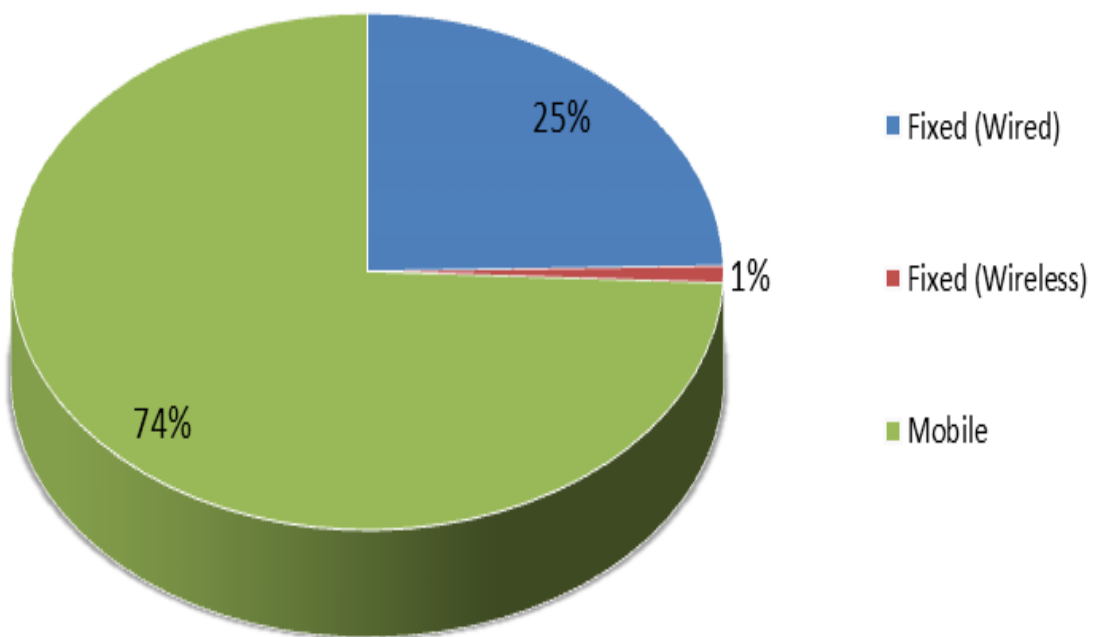
Market Share of Telephone Operators



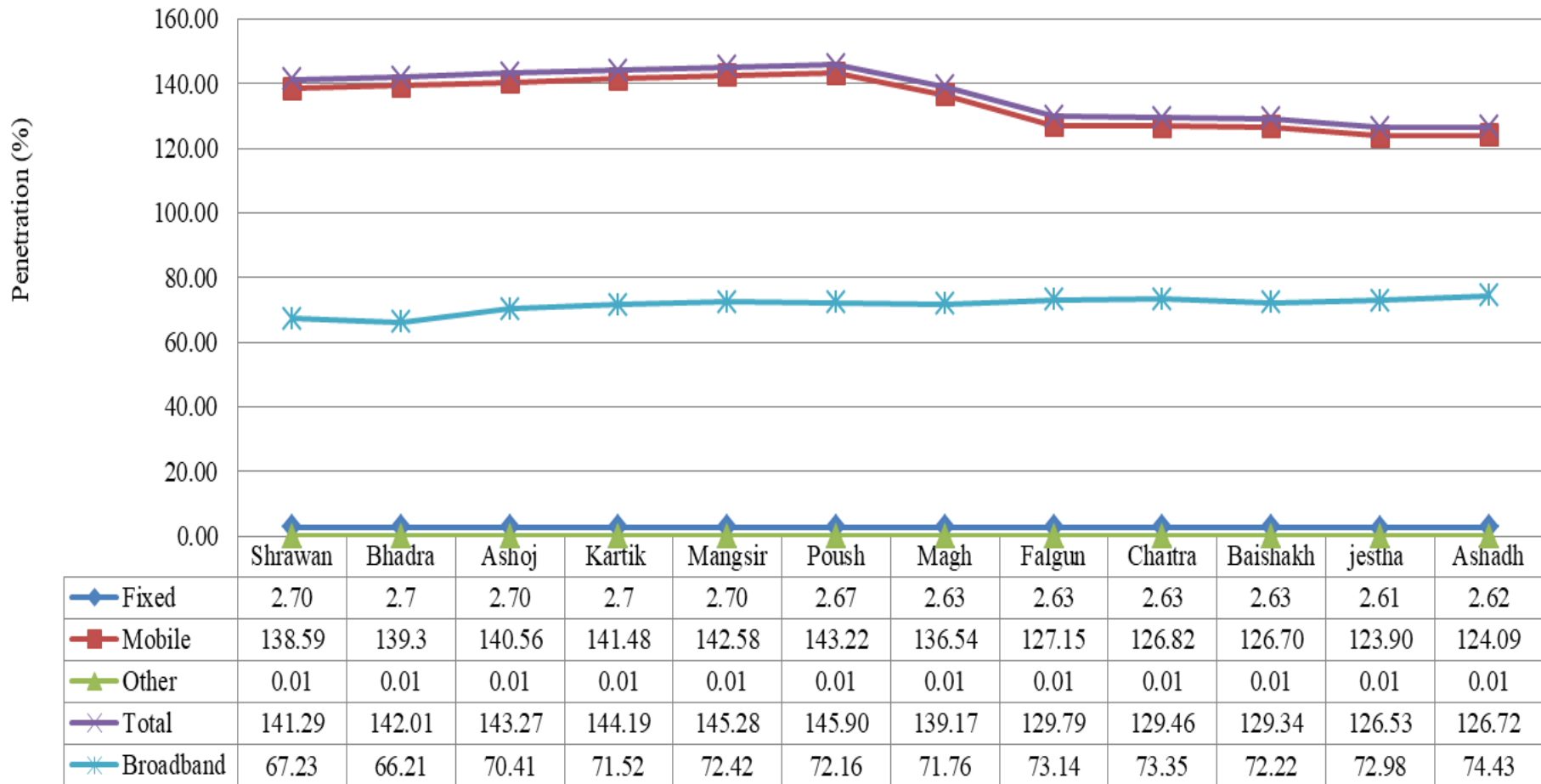
Broadband Subscribers



Market share of Broadband Services

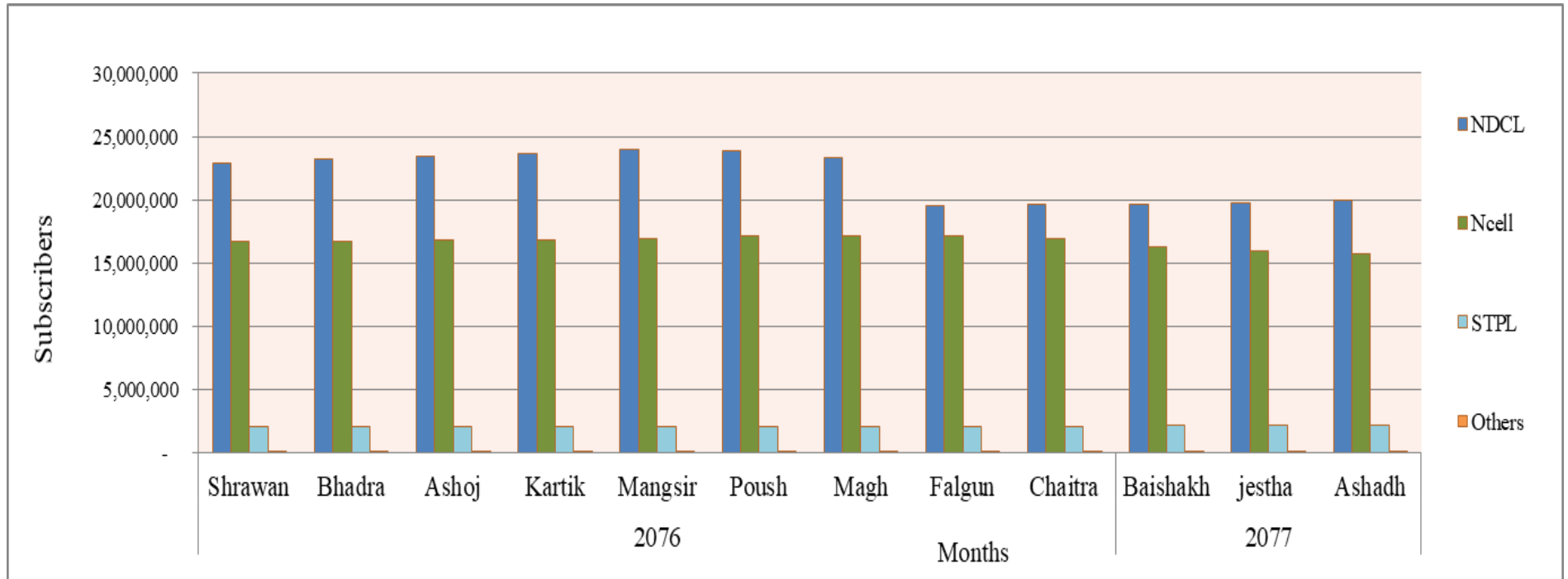


Growth Trend of Voice and Data Services



Glimpse of telephone subscribers in one year

S.No.	Operators	2076									2077		
		Shrawan	Bhadra	Ashoj	Kartik	Mangsir	Poush	Magh	Falgun	Chaitra	Baishakh	jestha	Ashadh
1	NDCL	22,940,593	23,169,662	23,408,560	23,657,135	23,924,679	23,849,275	23,328,879	19,496,281	19,605,910	19,652,285	19,741,107	19,948,108
3	Ncell	16,690,988	16,668,860	16,801,041	16,821,241	16,870,791	17,118,163	17,157,358	17,171,675	16,961,098	16,291,997	15,916,354	15,761,903
5	STPL	2,068,097	2,073,397	2,074,442	2,075,701	2,079,992	2,090,337	2,091,257	2,104,817	2,107,912	2,130,008	2,141,117	2,147,080
6	Others	1,742	1,742	2,889	2,902	2,905	2,905	2,905	2,905	2,905	2,905	2,905	2,905



1.3 License issued as of Ashad, 2077

S. No.	Name of the Services	Number of the licensee
1.	Basic Telecommunications Service	2
2.	Basic Telephone Service	2
3.	GSM Cellular Mobile Service	2
4.	Network Service Provider	17
5.	VSAT Users	8
6.	Internet (With E-mail) Service	125
7.	GMPCS Service	2
8.	Rural Telecom Service	1
9.	Limited Mobility Service	1
10.	International Trunk Telephone Service	1
11.	VSAT Users (Rural Area)	27
12.	Internet (With Email) Service in Rural Area	3
	Total	190

* Year wise licensing activity of NTA is shown in Appendix-1

2. NTA Activities

2.1. Type Approval Certificate:

List of type approval certificates issued in the month of Ashad, 2077:-

S.No.	Type of Device	Type of Certificate	Number
1.	Short Range Device	Provisional	10
		Periodic permanent	44
2.	GSM Mobile Handset	Provisional	39
		Periodic permanent	38
3.	Tablet	Provisional	3
		Periodic permanent	1

2.2. Foreign Currency Recommendation: NTA recommended foreign currency equivalent to NRs. 608,771,195.04 (Approx.) for the payment of Bandwidth & other service Charges of different Telecom operators, during the month of Ashad, 2077.

2.3. Recommendation for import of Telecommunications Equipment: - NTA recommended foreign currency equivalent to NRs.2, 435,324.40 (Approx.) for the payment of Telecommunication equivalent of different Telecom operators, during the month of Ashad, 2077.

2.4. Issuance of License in Ashad, 2077 :- N/A

2.5. Renewal of License in Ashad, 2077 :-

1.	Barahi Internet Technologies Pvt. Ltd. Srijana Chowk, Pokhara, Kaski	Internet/Email
2.	I. Zone Pvt. Ltd. Urlabari-2, Morang	Internet/Email
3.	Doen Net Pvt. Ltd., Bharatpur Sub-MertoPolitian-2, Chitwan	Internet/Email
4.	P.D.S. Server Network Pvt. Ltd., Padampur-4, Chitawan.	Internet/Email
5.	Bhote Koshi Power Company Ltd., Tahachal, Kathmandu.	VSAT User

2.6. Cancellation of License during Ashad, 2077: N/A

3. Human Resource and Capacity Building : N/A

3.1 International Training, Seminar, Study and Observation Tours/Visit: N/A

3.2 National Training, Seminar, Study and Observation Tours/Visit: N/A

3.3 List of the members of Nepal Telecommunications Authority

S.N.	Members Name	Designation	Date of Appointment
1.	Mr. Purushottam Khanal	Chairman	2076/04/06
2.	Mr. Chudamani Chaulagai	Member	2074/02/19
3.	Mr. Teknath Acharya	Member	2074/02/19
4.	Mr. Hem Kumar Shrestha	Member	2074/09/28
5.	Mr. Rammani Duwadi	Member	2075/02/31

For Details Contact:

Nepal Telecommunications Authority

Kamaladi, Kathmandu

Phone No.: +977-1-4254681 (Ext. 246)

Fax No.: +977-1-4255250

E-mail: info@nta.gov.np, ntra@nta.gov.np

NTA Licencing Activity At A Glance As Of 15 July 2020 (End Of Ashad 2077)

S.N	Service	Fiscal Year																				Total No.Of Licience	Licience Cancelled	Exesting No.of Licience	
		56/57	57/58	58/59	59/60	60/61	61/62	62/63	63/64	64/65	65/66	66/67	67/68	68/69	69/70	70/71	71/72	72/73	73/74	74/75	75/76				76/77
1	Basic Telecommunication	0	1	0	1	0	0	0	0	1	0	0	0	0	0	0	0	0	0	0	0	0	3	1	2
2	Basic Telephone Service	0	0	0	0	0	0	0	0	0	0	0	0	1	0	0	0	1	0	0	0	0	2	0	2
3	GSM Mobile Service	1	0	0	0	0	1	0	0	0	0	0	0	0	0	0	0	0	0	0	0	0	2	0	2
4	Network Service Providers	6	1	3	0	1	0	0	2	1	0	1	0	0	2	1	0	3	2	0	0	4	27	10	17
5	Prepaid Calling Card	0	0	0	0	0	0	0	0	0	0	0	0	1	0	0	0	0	0	0	0	0	1	1	0
6	VSAT USER	16	8	11	15	20	6	41	7	0	6	22	0	5	0	0	0	0	0	0	0	1	158	149	9
7	internet With Email	13	2	3	2	6	6	7	3	3	7	12	5	1	0	5	3	7	23	26	20	16	170	45	125
8	Radio Paging	6	2	0	0	0	0	0	0	0	0	0	0	0	0	0	0	0	0	0	0	0	8	8	0
9	FAX Mailing	4	2	0	0	0	0	0	0	0	0	0	0	0	0	0	0	0	0	0	0	0	6	6	0
10	Video Conferencing	1	0	0	0	0	0	0	0	0	0	0	0	0	0	0	0	0	0	0	0	0	1	1	0
11	GMPCS	0	0	0	2	0	0	0	1	0	0	0	0	0	0	0	0	0	0	0	0	0	3	1	2
12	Rural Telecom	0	0	0	0	1	0	0	0	1	0	0	0	0	0	0	0	0	0	0	0	0	2	1	1
13	Limited Mobility	0	0	0	0	0	0	2	4	4	3	35	61	0	0	0	0	0	0	0	0	0	109	109	0
14	Int.Trunk Telephone	0	0	0	0	0	0	0	0	2	0	0	1	1	0	0	0	0	0	0	0	0	4	3	1
15	Rural VSAT User	0	0	0	0	0	0	0	0	1	2	5	3	5	0	0	1	0	3	1	15	2	38	12	26
16	Rural ISP	0	0	0	0	0	0	0	0	0	1	5	0	0	0	2	1	2	0	0	0	0	11	8	3
Total		47	16	17	20	28	13	50	17	13	19	80	70	12	2	9	6	9	30	29	35	23	545	355	190

Appendix-2 Internet Subscribers of Service as of Ashad, 2077

S.No.	Company Name	Wireless	Cable	Fiber	Total
1	Mercantile Communication (Pvt). Ltd. DurbarMarg, Kathmandu*	1213		865	2,078
2	WorldLink Communications (Pvt.) Ltd. Jawalakhel, Lalitpur	1,899	699	373,235	375,833
3	Himalayan Online Services (Pvt) Ltd. DurbarMarg, Kathmandu*	110		5,942	6,052
4	Nepal Doorsanchar Company Limited	18,491	193,967	37,138	249,596
5	Vianet communications Pvt. Ltd., Jawalakhel, Lalitpur			111,070	111,070
6	Web Surfer Nepal Communication. System Pvt. Ltd.,Tinkune Kathmandu	2,767		15,897	18,664
7	Subisu Cablenet Pvt. Ltd. Baluwatar, Kathmandu	9,831	29,799	104,099	143,729
8	Japan Nepal Information Communication Technology, Kalikasthan*	207		123	330
9	Broadlink Network & Communication Pvt.Ltd., Kathmandu	355	30626	29,773	60,754
10	Sustainable Network Pvt.Ltd. Pulchok, Lalitpur	192	4	2	198
11	Nepal Net Sanchar, Biratnagar *	62		21	83
12	Net Max Technologies P. Ltd, Anamnagar, Kathmandu*	3,852	133	1,538	5,523
13	Fiber Online Pvt. Ltd., Jawalakhel, Lalitpur*		474		474
14	Pokhara Internet Pvt. Ltd., Pokhara, Kaski*	1,156		1,846	3,002
15	Cherry World Communications Pvt.Ltd*	75		1,447	1,522
16	Classic Tech Pvt. Ltd., Baneshwor, Kathamandu*	3,376		105,507	108,883
17	Eastlink Technology Pvt. Ltd., Tripureshwor, Kathamandu			7,840	7,840
18	TechMinds Network Pvt.Ltd., Narayangarh, Chitwan	2,465		40,443	42,908
19	Barahi Internet Techanologies p. Ltd., Srijana Chowk -8, Pokhara	156		3,926	4,082
20	IBSS Nepal Pvt. Ltd., Sinamangal, Kathmandu *	350		759	1,109
21	Arrownet Pvt. Ltd. , Tripureshwor, Kathmandu	138		10,292	10,430
22	Shikhar Net Pvt. Ltd. ,Dhanagadhi, Kailali *	30			30
23	VNS Technology PVT LTD Dhanushak *	29		46	75
24	Unified Communication Pvt.Ltd*	11		31	42
25	I.Zone Pvt.Ltd*	246	1,066		1,312
26	SKY cable TV PVT LTD*		5,604		5,604
27	Hawk Net Pvt.Ltd*	3	8	92	103
28	First Link communication Pvt.Ltd	10		5194	5,204
29	BroaBand Solutions Pvt.Ltd*	30		68	98
30	Galkot Link Pvt. Ltd.*	100		200	300
31	Gandaki Communication*	205		82	287
32	Big Marshyangdi Net Pvt.Ltd*	95		20	115
33	Simrik Internet Pvt.Ltd*	126	2	48	176
34	Acme Technical Institute*	245		1,230	1,475
35	Earthlink Communication Enterprise Pvt.Ltd*	27		109	136
36	Meta Link Pvt.Ltd*	20	16	190	226
37	Metrolink Business Group Pvt. Ltd.*	0		306	306
38	Surkhet net Cable Pvt.Ltd*			600	600
39	Lifenet Pvt.Ltd*	28		150	178
39	webNetworks pvt.Ltd*	216		669	885
40	Clean Network Pvt.Ltd*			21	21
	Total	48,116	262,398	860,819	1,171,333